



A'SHARQIYAH UNIVERSITY –

College of Business Administration

Master Dissertation

**The Effect of Transformational Leadership on Innovative Work Behavior in Omani Higher
Education Sector: Examining Multiple Mediation Factors**

Prepared by:

Najla Yahya Hamed Al-Mashaikhya

Supervised by:

Dr. Saleh Hmood Al-Sinawi

1443 AH/ 2022 AD

**The Effect of Transformational Leadership on Innovative Work
Behavior in Omani Higher Education Sector: Examining Multiple
Mediation Factors**

Submitted to the College of Business Administration in fulfilment of
the requirement for the degree of Master of Business Administration

Prepared by:

Najla Yahya Hamed Al-Mashaikhya

1443 AH/ 2022 AD

APPROVAL

Dissertation Approval

The Effect of Transformational Leadership on Innovative Work Behavior: Examining Mediation Role of Knowledge Sharing, Motivation to Learn and High-Performance System

Prepared by:

Najla Yahya Hamed Al-Mashaikhya

This dissertation was defended on 3 \ 8 \2022 and Approved.

Supervisor

Assistant Supervisor (if applicable)

Dr. Saleh Al-Sinawi

Committee Members

Name

Signature

1. Dr. Saleh Al-Sinawi

.....

2. Dr. Fadi Abdel Muniem Abdel Fattah

.....

3. Dr. Elias Shahda

.....

4. Dr. Abdallah Al-Azri

.....

ACKNOWLEDGMENT

Acknowledgment

I acknowledge that the source of the scientific content of this dissertation has been determined and that it is not provided for any other degree, and that it reflects the opinions of the researcher which are not necessarily adopted by the donor.

Researcher:

Name:

Najla Yahya Hamed Al-Mashaikhya

.....

Signature:

Najla Yahya

.....

DEDICATION

To begin with, I would like to thank Allah for blessing me with determination to achieve my goals. As well as this, I would like to express my gratitude to Dr. Saleh Al-Sinawi, my honorable supervisor. My sincere appreciation goes out to him for his dedication, patience, and generosity.

To my beloved family, I extend my sincere gratitude and thanks. As well as my dear parents, I want to thank them for their understanding and support of my dream. Finally, I thank my colleagues and friends for their gracious support and encouragement.

ABSTRACT

Higher education institutions (HEIs) perceive continuous development and improvement as a way to sustain themselves in the modern and dynamic environment. The most crucial requirements for HEIs to prosper and endure with a competitive advantage are perceived to be leadership and innovation. The study aims to investigate the influence of transformational leadership on innovative work behavior empirically. Precisely, it intends to examine the mediation role of knowledge sharing, motivation to learn, and high-performance work systems on the linkage between transformational leadership and innovative work behavior. By investigating employee perceptions through administrated questionnaires, a total of 283 employees of HEIs participated in a questionnaire. A Pearson correlation and multiple regression analysis were employed to examine the research hypothesis. Sobel test was employed to investigate mediating impact of the mediation factors. Based on research findings, transformational leadership directly and positively influences employees' innovative work behavior. A high-performance work system, knowledge sharing, and motivation to learn are all essential to reinforcing the relationship between transformational leadership and innovative performance. Theoretically, this study contributed to the existing understanding of leadership and innovation in education by helping scholars, academics, and practitioners identify the factors that determine and influence employees' innovative work behavior. In addition, it expanded existing knowledge and research in innovation, HRM, and leadership. From practical implications, this research can offer policymakers and practitioners crucial theoretical understanding and valuable insights that could enable leaders to support and encourage employees' innovative work behaviors in Omani HEIs, accordingly improving HEI performance.

Keywords: Innovative Work Behavior, Transformational Leadership, Knowledge Sharing, Human Resources Management Practices, High-Performance Work System, Motivation to Learn

الملخص

تهدف هذه الدراسة إلى معرفة تأثير القيادة التحويلية على سلوك العمل الإبداعي. بالإضافة إلى ذلك، تسلط هذه الدراسة الضوء على دور مشاركة المعرفة، والتشجيع على التعلم، ونظام العمل عالي الأداء كعوامل وسيطة وقياس مدى تأثير هذه العوامل على العلاقة بين القيادة التحويلية وسلوك العمل الإبداعي حسب وجهة نظر الموظفين في قطاع التعليم العالي في عمان. في هذه الدراسة، تم جمع البيانات من خلال استبيان تم توزيعه على عينة مكونة من 283 موظفاً يعملون في مناصب مختلفة في مؤسسات التعليم العالي. بعد الانتهاء من جمع البيانات، تم تحليل البيانات باستخدام برنامج SPSS .V26

أظهرت نتائج البحث بأن هناك تأثير مباشر وإيجابي للقيادة التحويلية على سلوك العمل الإبداعي للموظفين. بالإضافة إلى ذلك، أكدت النتائج على الدور الوسيط الذي يلعبه كلاً من نظام العمل عالي الأداء ومشاركة المعرفة وأن التشجيع على التعلم ضرورة لتعزيز الصلة بين القيادة التحويلية وسلوك العمل الإبداعي.

بناءً على النتائج، أوصت الدراسة على الدور المهم للقيادة في مؤسسات التعليم العالي في تحسين وتطوير السلوك الإبداعي للموظفين من خلال تشجيعهم على مشاركة الخبرات والمعرفة بينهم وتحفيزهم على الانخراط في عمليات التعلم والتعليم في المؤسسة. كما أكدت الدراسة على دور المؤسسات في تطبيق ممارسات ونظم العمل عالية الأداء والتي بدورها تعمل على تحسين وتطوير كفاءات ومهارات موظفيها والذي ينعكس على تطوير السلوك الإبداعي للموظفين.

الكلمات المفتاحية: سلوك العمل الإبداعي، القيادة التحويلية، مشاركة المعرفة، ممارسات إدارة الموارد البشرية، نظام العمل عالي الأداء، التشجيع على التعلم.

TABLE OF CONTENTS

APPROVAL	i
ACKNOWLEDGMENT.....	iii
DEDICATION	iv
ABSTRACT.....	v
المخلص	vi
TABLE OF CONTENTS.....	vii
LIST OF FIGURES	xii
LIST OF TABLES	xiii
LIST OF ABBREVIATION	xvi
CHAPTER ONE.....	1
INTRODUCTION	1
1.1 Background	1
1.2 Problem Statement	2
1.3 Research Questions	3
1.4 Research Objectives	3
1.5 Research Hypothesis	4
1.6 Study Scope.....	6
1.7 Significance of The Study	6
1.8 Definition of The Terms.....	7
1.9 Thesis Structure.....	9
CHAPTER TWO	10
LITERATURE REVIEW	10
2.1 Introduction	10
2.2 Transformational Leadership	10
2.2.1 Leadership.....	10

2.2.2	Leadership Theories	12
2.2.3	Transformational Leadership	15
2.2.4	The Foundation of Transformational Leadership Theory	15
2.2.5	Transformational Leadership Dimensions	16
2.2.6	Benefits of Transformational Leadership	18
2.3	Innovative Work Behavior	20
2.3.1	Innovation Overview	20
2.3.2	Innovative Work Behavior Concept	22
2.3.1	Innovative Work Behavior Dimensions.....	24
2.4	Knowledge Sharing	26
2.4.1	Resource-Based View	26
2.4.2	Knowledge Sharing.....	27
2.4.3	Reasons Behind Knowledge Sharing Implementation	27
2.5	Motivation to Learn.....	28
2.5.1	Motivation Overview	28
2.5.2	Motivation to Learn	29
2.6	High-Performance Work System	30
2.6.1	Human Resources Management	30
2.6.2	High-Performance Work System.....	33
2.6.3	High-Performance Work System Component	34
2.7	Relationship between Transformational Leadership and Innovative Work Behavior 38	
2.8	Relationship between Transformational Leadership and Innovative Work Behavior with Mediating Role of Knowledge Sharing.....	41
2.9	Relationship between Transformational Leadership and Innovative Work Behavior with Mediating Role of Motivation to Learn	42
2.10	Relationship between Transformational Leadership and Innovative Work Behavior with Mediating Role of High-Performance Work System.....	44

2.11	Summary	46
CHAPTER THREE		53
RESEARCH METHODOLOGY.....		53
3.1	Introduction	53
3.2	Research Design.....	53
3.3	Research Strategy	54
3.4	Data Collection.....	55
3.4.1	Secondary Data	55
3.4.2	Primary Data	55
3.5	Population and Sampling	57
3.6	Instrumentation.....	57
3.6.1	Reliability and Validity of Instrument	58
3.7	Statistical Analysis	66
3.8	Ethical Consideration	66
CHAPTER FOUR.....		67
DATA ANALYSIS AND RESULTS PRESENTATION.....		67
4.1	Introduction	67
4.2	Data Collection Process	67
4.3	Data Screening	68
4.4	Handling of Missing Data	68
4.5	Outliers	70
4.6	Reliability and Validity of Research Instruments	72
4.7	Descriptive Analysis	72
4.8	Normality Test.....	74
4.9	Correlation Analysis.....	75
4.9.1	Correlation Between Transformational Leadership and Innovative Work Behavior.....	75

4.9.2	Correlation Between Transformational Leadership and Knowledge Sharing ...	76
4.9.3	Correlation Between Transformational Leadership and Motivation to Learn...	76
4.9.4	Correlation Between Transformational Leadership and High-Performance Work System	76
4.9.5	Correlation Between knowledge sharing and innovative work behavior	76
4.9.6	Correlation Between Motivation to Learn and innovative work behavior	76
4.9.7	Correlation Between High- Performance Work System and innovative work behavior	77
4.10	Multicollinearity.....	77
4.11	Normality, Linearity, and Homoscedasticity of Residuals	78
4.12	Multiple Regression Analysis	80
4.12.1	Direct Relationship Between Transformational Leadership and Innovative Work Behavior	80
4.12.2	Relationship Between Transformational Leadership and Knowledge Sharing .	81
4.12.3	Relationship Between Transformational Leadership and Motivation to Learn.	82
4.12.4	Relationship Between Transformational Leadership and High-Performance Work System	83
4.12.5	Relationship Between Knowledge Sharing and Innovative Work Behavior.....	84
4.12.6	Relationship Between Motivation to Learn and Innovative Work Behavior	85
4.12.7	Relationship Between High-Performance Work System and Innovative Work Behavior	86
4.13	Mediation Analysis	88
4.13.1	The Mediation Effect of Knowledge Sharing on Transformational Leadership and Innovative Work Behavior Relationship	88
4.13.2	The Mediation Effect of Motivation To Learn on Transformational Leadership and Innovative Work Behavior Relationship	90
4.13.3	The mediation effect of High-Performance Work System on Transformational Leadership and Innovative Work Behavior Relationship.....	92
4.14	Summary	95

CHAPTER FIVE	97
DISCUSSION, CONCLUSION AND RECOMMENDATIONS.....	97
5.1 Introduction	97
5.2 Discussion of Findings	97
5.2.1 Relationship Between Transformational Leadership and Innovative Work Behavior.....	97
5.2.2 Relationship Between Transformational Leadership, Knowledge Sharing, and Innovative Work Behavior	98
5.2.3 Relationship Between Transformational Leadership, Motivation To Learn, and Innovative Work Behavior	98
5.2.4 Relationship Between Transformational Leadership, High-Performance Work System, and Innovative Work Behavior	99
5.3 Conclusion.....	99
5.4 Theoretical And Practical Implications.....	100
5.5 Limitations and Recommendations	101
REFERENCE.....	103
APPENDICES	137

LIST OF FIGURES

Figure 1: Theoretical Research Framework.....	5
Figure 2: Basic Leadership Theories	12
Figure 3: Normal P-P Plot of Regression Standardized Residual.....	79
Figure 4: Normal Distribution of Standardized Residual	79
Figure 5: Scatter Plot	80
Figure 6: Unstandardized Regression Coefficients and Standard Errors of Transformational Leadership, Knowledge Sharing, and Innovative Work Behavior	90
Figure 7: Unstandardized Regression Coefficients and Standard Errors of Transformational Leadership, Motivation to Learn, and Innovative Work Behavior	92
Figure 8: Unstandardized Regression Coefficients and Standard Errors of Transformational Leadership, High-Performance Work System, and Innovative Work Behavior	94

LIST OF TABLES

Table 1: Key Definitions of Innovative Work Behavior	23
Table 2: HRM Models	32
Table 3: Empirical Studies.....	46
Table 4: Research Design	54
Table 5: Adopted Measurements	56
Table 6: Pearson Correlation Coefficient and Significance for Transformational Leadership	59
Table 7: Pearson Correlation Coefficient and Significance for Innovative Work Behavior ...	59
Table 8: Pearson Correlation Coefficient and Significance for Knowledge Sharing	60
Table 9: Pearson Correlation Coefficient and Significance for Motivation to Learn.....	60
Table 10: Pearson's Correlation Coefficient and Significance for HPWS	61
Table 11: Cronbach's Coefficient (α) of Transformational Leadership, Innovative Work Behavior, Knowledge Sharing, Motivation to Learn, and HPWS where N= 30.....	65
Table 12: Univariate Statistics	69
Table 13: Univariate Outliers	70
Table 14: Cronbach's Coefficient (α) of Transformational Leadership, Innovative Work Behavior, Knowledge Sharing, Motivation to Learn, and HPWS where N= 283	72
Table 15: Descriptive Analysis of Research Respondents	73
Table 16: Normality Assessment	75
Table 17: Pearson Correlation Analysis	77
Table 18: Collinearity Statistics.....	78
Table 19: Model Summary of Regression Analysis for Transformational Leadership and Innovative Work Behavior.....	81
Table 20: ANOVA Analysis of Transformational Leadership and Innovative Work Behavior	81
Table 21: Coefficients of Regression Analysis for Transformational Leadership and Innovative Work Behavior.....	81
Table 22: Model Summary of Regression Analysis for Transformational Leadership and Knowledge Sharing.....	82
Table 23: ANOVA Analysis of Transformational Leadership and Knowledge Sharing	82
Table 24: Coefficients of Regression Analysis for Transformational Leadership and Knowledge Sharing.....	82

Table 25: Model Summary of Regression analysis for Transformational Leadership and Motivation to Learn	83
Table 26: ANOVA Analysis of Transformational Leadership and Motivation to Learn	83
Table 27: Coefficients of Regression Analysis for Transformational Leadership and Motivation to Learn	83
Table 28: Model Summary of Regression Analysis for Transformational Leadership and HPWS	84
Table 29: ANOVA Analysis of Transformational Leadership and HPWS	84
Table 30: Coefficients of Regression Analysis for Transformational Leadership and HPWS	84
Table 31: Model Summary of Regression Analysis for Knowledge Sharing and Innovative Work Behavior.....	85
Table 32: ANOVA Analysis of Knowledge Sharing and Innovative Work Behavior	85
Table 33: Coefficients of Regression Analysis for Knowledge Sharing and Innovative Work Behavior.....	85
Table 34: Model Summary of Regression Analysis for Motivation to Learn and Innovative Work Behavior.....	86
Table 35: ANOVA Analysis of Motivation to Learn and Innovative Work Behavior.....	86
Table 36: Coefficients of Regression Analysis for Motivation to Learn and Innovative Work Behavior.....	86
Table 37: Model Summary of Regression Analysis for HPWS and Innovative Work Behavior	87
Table 38: ANOVA Analysis of HPWS and Innovative Work Behavior.....	87
Table 39: Coefficients of Regression Analysis for HPWS and Innovative Work Behavior ..	87
Table 40: Model Summary of Regression Analysis for Transformational Leadership, Knowledge Sharing, and Innovative Work Behavior	89
Table 41: ANOVA Analysis of Transformational Leadership, Knowledge Sharing, and Innovative Work Behavior.....	89
Table 42: Coefficients of Regression Analysis for Transformational Leadership, Knowledge Sharing, and Innovative Work Behavior	89
Table 43: Model Summary of Regression Analysis for Transformational Leadership, Motivation to Learn, and Innovative Work Behavior.....	91
Table 44: ANOVA Analysis of Transformational Leadership, Motivation to Learn and Innovative Work Behavior.....	91

Table 45: Coefficients of Regression Analysis for Transformational Leadership, Motivation to Learn and Innovative Work Behavior	91
Table 46: Model Summary of Regression Analysis for Transformational Leadership, HPWS, and Innovative Work Behavior	93
Table 47: ANOVA Analysis of Transformational Leadership, HPWS and Innovative Work Behavior	93
Table 48: Coefficients of Regression Analysis for Transformational Leadership, HPWS, and Innovative Work Behavior.....	94
Table 49: Summary of Results of Direct Effect Between Research Variables.....	95
Table 50: Summary of Results of an Indirect Effect	96

LIST OF ABBREVIATION

HEIs	Higher Education Institutions
HRM	Human Resources Management
SME	Small and Medium Enterprises
GCC	Gulf Cooperation Council
CSR	Corporate Social Responsibility
RBV	Resource Based View
KBV	Knowledge Based View
TL	Transformational Leadership
MTL	Motivation To Learn
KS	Knowledge Sharing
HPWS	High-Performance Work System
SPSS	Statistical Package for Social Science

CHAPTER ONE

INTRODUCTION

1.1 Background

As a result of globalization and the different technological, economic, and political challenges facing Higher Education Institutions (HEIs), HEIs strive for survival and continually attempt to be competitive (Azziz et al., 2019; Nauffal & Nader, 2021; Ogunmokun et al., 2021). Meanwhile, HEIs in today's dynamic environment would need continuous innovation improvement to succeed (Jackson, 2019; Prelipcean, 2016). The factors affecting innovation in higher education institutions have always posed an important question in organizational studies (Meek et al., 2009). Many scholars agreed that leadership plays a crucial role in resolving paradoxes of innovation and is useful for boosting innovation. Appropriate leadership style can drive organizational innovation by encouraging people and creating an environment that encourages the growth of their creative and innovative skills, leading to increased innovation capabilities and superior competitive advantages for the organization (Alblooshi et al., 2020; Xie et al., 2018; Zuraik & Kelly, 2018). Particularly, transformational leadership significantly influences innovation within organization (Alrowwad & Abualoush, 2020; Naguib & Naem, 2018). In detail, transformational leadership style echoes leadership behaviors and characteristics that endorse organizational creativity and innovation in today's complex and innovative HEIs environment (Choi et al., 2016b).

However, in today's market, when organizations must be innovative to gain more tremendous advantages that allow them to improve their outcomes, the link between transformational leadership and organizational performance is even more vital (Donate & Pablo, 2015). In this case, leaders must persuade their staff to participate in innovation processes and acquire new knowledge, allowing organizations to introduce new products to the market (Le & Lei, 2019). Hence, transformational leadership with human resource (HR) practices improves learning competencies and innovation (Findıklı et al., 2015). In particular, a high-performance work system is one of the most significant HR practices that improve the skills, motivation, and morale of an organization (Jyoti & Rani, 2017). Furthermore, knowledge is considered catalysts of innovation (Kianto et al., 2017; Wikhamn, 2019). Hence, sharing and exchanging knowledge among employees will also improve innovative behavior (Findıklı et al., 2015; Le & Lei, 2019). Besides, a study indicated that knowledge and

skills helps people to generate new ideas. As a result, it was argued that motivation to learn allows employees to devote more time and effort to acquiring new skills and knowledge, hence improving innovative behavior and expanding cognitive pathways(Afsar & Umrani, 2020; Dong et al., 2017). Thus, it confirmed that employees' motivation to learn affects their decision to engage or not engage in innovative behaviors(Yu et al., 2018).

1.2 Problem Statement

HEIs globally face challenges, including increased globalization pressure, scarcity of funding, and the fluctuation in demand and supply for higher education, and thereby HEIs strive for sustainability and chase strategic competitive advantages through creativity and innovation(Kianto et al., 2017). As innovation is indispensable to the well-being for the survival of HEIs, previous research has established several factors, including leadership styles and knowledge sharing, that influence innovation in HEIs(Elrehail et al., 2018). Accordingly, transformational leadership is one of the significant factors that assist in creating an atmosphere of trust that encourages innovation in organization(Afsar & Masood, 2018).

Today, no organization can survive without continuous innovation. Organizations must empower their employees to be innovative(S. Park & Jo, 2018). The scholars confirm that leaders directly or indirectly support innovative behavior at all levels of the organization(Purwanto et al., 2021). In particular, transformational leaders usually inspire their employees by encouraging them(Bednall et al., 2018). Consequently, Masood & Afsar (2017) reported that transformational leaders inspire, motivate, and personalize considerations to create a good and supportive workplace. Then, the employees become more likely to generate and implement innovative ideas when they work in an environment that encourages them.

Individuals are the ones who come up with and implement new ideas, thereby good human resource management (HRM) is essential for innovation. The scholars confirm that innovation determined by knowledge, as it entails creating new knowledge as both an input and an output(Donate et al., 2016; Donate & Guadamillas, 2015). Consequently, HRM practices and knowledge are critical drivers of innovation in organizations(Kianto et al., 2017). Because the leader influences individual's behavior, previous studies investigated the relationship between leadership, HRM practices, and their function in promoting innovative work behavior. According to the scholars, more mediators and moderators' factors in the relationship as mentioned above needs to be studied (Afsar & Umrani, 2019; Matej et al., 2020).

Based on the above motivation and on best researcher knowledge, the earlier studies examined the relationship between different styles of leadership, HRM practices, and innovative work behavior in different contexts. However, the previously mentioned relationship model is not examined at the Omani context. Thus, the present thesis intends to examine the influence of transformational leadership on innovative work behavior among HEIs in the Sultanate of Oman. Furthermore, it extends the investigation to examine the mediation role of knowledge sharing, motivation to learn, and high-performance work system in the relationship mentioned above.

1.3 Research Questions

To better understand innovative work behavior among HEIs in Oman context, this thesis specifically investigated the following main and sub research questions:

RQ: How is transformational leadership related influences employee's innovative work behavior and indirectly related through knowledge sharing, motivation to learn and high-performance work system?

RQ1: What is relationship between transformational leadership and employee's innovative work behavior at the Omani HEIs context?

RQ2: What is mediation role of knowledge sharing on relationship between transformational leadership and employee's innovative work behavior at the Omani HEIs context?

RQ3: What is mediation role of motivation to learn on relationship between transformational leadership and employee's innovative work behavior at the Omani HEIs context?

RQ4: What is mediation role of high-performance work system on relationship between transformational leadership and employee's innovative work behavior at the Omani HEIs context?

1.4 Research Objectives

Given the above motivations, this study intends to investigate the influence of transformational leadership on innovative work behavior. Furthermore, it also examines mediating impact of a high-performance work system, motivation to learn, and knowledge sharing on innovative work behavior and transformational leadership relationship. To gain a better understanding, this research objective intends to attain:

RO: To investigate the effect of transformational leadership on innovative work behavior among the staff of HEIs in the Sultanate of Oman through mediation factors namely; knowledge sharing, innovative work behavior and high-performance work system.

RO1: To investigate the direct relationship between transformational leadership and employees' innovative work behavior at the Omani HEIs sector.

RO2: To investigate the mediation role of knowledge sharing on relationship between transformational leadership and employees' innovative work behavior at the Omani HEIs sector.

RO3: To investigate the mediation role of motivation to learn on relationship between transformational leadership and employees' innovative work behavior at the Omani HEIs sector.

RO2: To investigate the mediation role of high-performance work system on relationship between transformational leadership and employees' innovative work behavior at the Omani HEIs sector.

1.5 Research Hypothesis

The researcher intends to discuss and investigate the influence of transformational leadership on employees' innovative work behavior by highlighting the mediation role of multiple factors, namely; knowledge sharing, motivation to learn, and high-performance work system. As shown in Figure 1, transformational leadership variable act as an independent variable, whereas innovative work behavior act as a dependent variable. While knowledge sharing, motivation to learn, and high-performance work systems are mediation variables in the proposed relationship between transformational leadership and innovative work behavior.

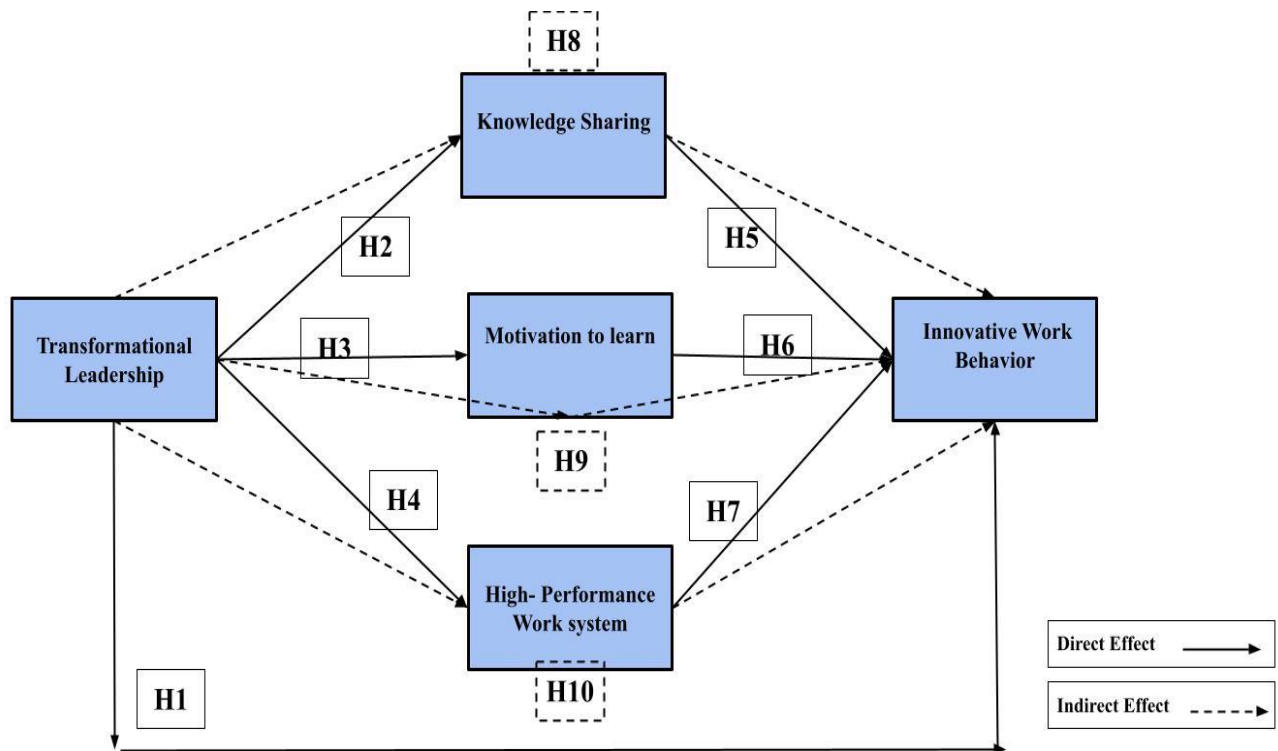


Figure 1: Theoretical Research Framework

- H1: There is a significant impact of transformational leadership on employees' innovative work behavior in Omani HEIs at level ($\alpha \leq 0.05$).
- H2: There is a significant impact of transformational leadership on knowledge sharing in Omani HEIs at level ($\alpha \leq 0.05$).
- H3: There is significant impact of transformational leadership on employees' motivation to learn in Omani HEIs at level ($\alpha \leq 0.05$).
- H4: Transformational leadership significantly affects high-performance work system in Omani HEIs at level ($\alpha \leq 0.05$).
- H5: Knowledge sharing directly and positively affects employees' innovative work behavior in Omani HEIs at level ($\alpha \leq 0.05$).
- H6: Motivation to learn significantly influences employees' innovative work behavior in Omani HEIs at level ($\alpha \leq 0.05$).
- H7: High-performance work system significantly affects employees' innovative work behavior in Omani HEIs at level ($\alpha \leq 0.05$).

- H8: There is a significant mediation impact of knowledge sharing on relationship between transformational leadership and employees' innovative work behavior in Omani HEIs at level ($\alpha \leq 0.05$).
- H9: There is a significant mediation effect of motivation to learn on relationship between transformational leadership and employees' innovative work behavior in Omani HEIs at level ($\alpha \leq 0.05$).
- H10: There is a significant mediation impact of a high-performance work system on relationship between transformational leadership and employees' innovative work behavior in Omani HEIs at level ($\alpha \leq 0.05$).

1.6 Study Scope

The study intended to extend the research on leadership, innovation, knowledge, and HRM practices by investigating the influence of transformational leadership on innovative work behavior. Additionally, the study examines the mediation role of knowledge sharing, motivation to learn, and high-performance work system on relationship between transformational leadership and innovative work behavior. This study covers government and private higher education institutions in the Sultanate of Oman. The data are limited to the higher education institutions' staff across Oman, including General Manager, Assistant General Managers, Managers, Assistant Manager, Administrators, Head of Departments, Engineering, Technician, and Academic staff. The data were collected using convenience sampling.

1.7 Significance of The Study

HEIs in the country are geared toward personnel development, followed by employment in various socioeconomic activities, including service, science, economics, technology, and other types of management. Their system is in charge of providing future specialists with the skills and special knowledge they will need, guiding young people toward revealing the theoretical or practical aspects of their chosen profession while also incorporating the creative application of modern science and technology (Abdurakhmanov et al., 2019). Many HEIs across the world strive for survival and seek competitive advantages through innovations because of rising pressure from globalization, changing funding arrangements in higher education, and shifting supply and demand for higher education (Bilevičiūtė et al., 2020; Ogunmokun et al., 2021). Due to the significant role of innovation, a study was conducted in the Gulf Cooperation Council (GCC) context to assess the level of innovative work behavior of university academic staff leaders. The study confirmed that innovative work behavior enhancement could boost and aids HEIs to perform successfully within the competitive environment. In line with the above

motivation, this begs the question of what methods can enhance and promote innovative work behavior among HEIs. Therefore, in this sense, Oman has been selected purposively for this research to examine the relationship between leadership, HRM practices, knowledge, and innovative work behavior. Specifically, this research extends the investigation by examining the role of knowledge sharing, motivation to learn and high-performance work system on the association between transformational leadership and innovative work behavior.

Oman Vision 2040 main key strategic direction is “Inclusive Education, Lifelong Learning, and Scientific Research that Lead to a Knowledge-based Society and Competitive National Talents.”(*Vision Oman 2040*). Also, in Oman, it is the Ministry of Higher Education, Research, and Innovation's role to promote research and innovation by developing national strategies and providing funding for significant chunks of projects related to the Oman Vision 2040(Fazari, 2022). Hence, highlighting and investigating the effects of transformational leadership on innovative work behavior would remedy many issues in the administration of HEIs, which would significantly enhance quality and performance outcomes. Moreover, this research contributes significantly to producing insights needed by practitioners and academic leaders of HEIs to strengthen and improve performance through boosting innovation and, in particular innovative work behaviors. Furthermore, the findings of this study are valuable, particularly when considering the lack of studies focused on innovative work behavior in Oman. Accordingly, improvement in Omani HEIs, raise its role in its positive contribution to Oman's development.

This research is designed to act as a path for further research and to provide significance and evidence to:

1. Address the significant role of innovation in Oman's higher education institutions.
2. Provide information and insights to specialists and those interested in leadership and human resources practices in HEIs in Oman to enhance their innovative work behavior.
3. Improve educational institutions' leadership, HRM practices, knowledge sharing, and innovative work behavior, as well as ensure quality to attain recognized and measurable successful outcomes.

1.8 Definition of The Terms

The operational definitions of the variables used in this study are as follows.

Transformational leadership

Burns (1978) pioneered the concept of transformational Leadership. He defined transformational leadership as a leader's behavior, where motivation and inspiration provided to the subordinate. Bass (1999) described transformational leadership as when a leader uses ideal charisma, motivation, and self-actualization to drive subordinates beyond self-interests.

Knowledge sharing

Connelly & Kelloway (2003) defined knowledge sharing as "the exchange of knowledge or the behavior that help others with knowledge." Yi (2009) described knowledge sharing at work as "a set of behaviors that involves sharing one employee's work-related knowledge with another to achieve organizational goals."

Motivation to learn

Colquitt et al., (2000) defined the term as "the direction, intensity, and persistence of learning-directed behavior in training contexts."

High-performance work system

Way (2002) defined the term as "interconnected practices that recruit, develop, and motivate higher-skilled individuals. Furthermore, motivated personnel put these abilities to work, resulting in improved performance and, as a result, the company's overall performance".

Innovative work behavior

Innovative work behavior defined as "the intentional behaviors of individuals to produce and implement new and useful ideas explicitly intended to benefit the individual, group or organization"

1.9 Thesis Structure

Chapter Number	Title	Description
Chapter One	Introduction	It introduces the study's background information, the research problem, objectives, and questions. The chapter also outlines research significance ending with the structure of the dissertation.
Chapter Two	Literature Review	It discusses transformational leadership and innovative work behavior. The discussion extends along with discussing employees' knowledge sharing, motivation to learn, and high-performance work system. Moreover, the theoretical framework development presented in this chapter reviews previous studies investigating the relationship between research constructs.
Chapter Three	Methodology	It outlined and justified the research methodology and strategies employed in this thesis. The development of research instruments, testing for validity and reliability of research instruments, and sample processes provided.
Chapter Four	Data Analysis and Findings	It discusses the data analysis and findings. It starts by outlining the procedures for giving the questionnaire, then reports on the overall response rates and evaluates non-response bias. Before assessing the research measurement model, the processes for data preparation are discussed. Then, descriptive statistics will be used to describe the demographic profile of respondents and the characteristics of their responses. Inferential statistics and Smart PLS analysis are used to test the research model and hypotheses. Finally, this chapter contains a summary of all findings.
Chapter Five	Discussion, conclusion, and recommendations	It is the final part of this research study. The chapter discusses the findings, managerial and practical implications of the study, limitations of the present research, suggestions for the future, and conclusion.

CHAPTER TWO

LITERATURE REVIEW

2.1 Introduction

This chapter discourse and broaden discussion about transformational leadership and innovative behavior. It also discusses knowledge sharing, motivation to learn, and high-performance work system. The discussion will culminate with an account of how transformational leadership influences innovative work behavior. Transformational leadership will be discussed in this context with the employee's knowledge sharing, motivation to learn, and high-performance work system.

The chapter has two parts. The first part mainly reviews previous studies on transformational leadership, innovative work behavior, knowledge sharing, motivation to learn, and high-performance work system. The chapter presents theoretical research development. It is thoroughly reviewing the findings of previous studies regarding these research constructs. The second part critically discusses and emphasizes previous studies that investigate and examine the relationship between research variables, which will help establish a conceptual framework. By the end of this part, a table will be presented to summarize all related and previous studies that investigate the relationship between research variables.

2.2 Transformational Leadership

2.2.1 Leadership

Leadership is one of those concepts that can be extremely difficult to define. Stogdill affirmed more than four decades ago that “there are almost as many different definitions of leadership as there are persons who have attempted to define the concept”(Stogdill, 1974). Reviewing the literature on the definition of leadership, it appeared that there are many various definitions. The following are some important definitions of leadership that scholars have offered in long-term research.

- Stogdill (1950) defined leadership as “the process (act) of influencing the activities of an organized group in its efforts toward goal setting and goal achievement.”
- Hemphill (1957) considered leadership as how an agent influences followers to achieve the desired outcome.

- Massarik & Weschler (1961) defined leadership as a communication process to achieve a specified goal through interpersonal influence.
- Katz (1978) referred to leadership as the organization's incremental impact over and above its routine directives.
- Yukl (1989) defined leadership as “influencing task objectives and strategies, influencing commitment and compliance in task performance to achieve these objectives, influencing group maintenance and identification, and influencing the company's culture.”
- Jacobs & Jaques (1990) defined leadership as responsible for giving the collective effort purpose so that a willing attempt is made to achieve that purpose.
- Clark & Clark (1996) defined leadership as “an activity or set of activities, observable to others, which occurs in a group, organization, or institution and involves a leader and followers who willingly subscribe to common purposes and work together to achieve them.”
- Northouse (1998) defined leadership as influencing a group of people to strive toward a common goal.
- Bush & Glover (2003) defined leadership as persuasion to attain desired results.

Following the definitions above, it is evident that leadership in terms of personality traits entailed leader behaviors, interaction patterns, role relationships, subordinates' perspectives, the exercise of influence, inducing compliance, a type of persuasion, and a power relationship (Bass & Stogdill, 1990). Moreover, Kellerman described leadership as an equilateral triangle with three sides: the leader, subordinates, and context (Volckmann, 2012). That is, acknowledged the importance of the leader, as has been done for centuries, but also stated that the subordinates are just as vital as the leader, as stated by Bass & Avolio (1990), and context has been added as an equally crucial component of the leadership process, as well (Silva, 2016).

The study of leadership today is a new field in the history of organizational behavior. According to the literature, a leader's role is to influence the activities of an organized group toward the achievement of an organizational goal (Arnold & Connelly, 2013; Denti & Hemlin, 2012; Stogdill, 1950). Thereby, leadership is one of the most studied subjects. But most minor understood phenomena are associated with a stream of emerging interrelationships constantly

trying to evoke motivational responses from subordinates and changing their behavior as they encounter responsiveness or resistance in a never-ending cycle of flow and counter-flow (Burns, 1978). As a result, leadership has been recognized as a significant factor influencing organizational innovation and performance (Alves et al., 2018; Hao & Yazdanifard, 2015; Hurduzeu, 2015; Moussa et al., 2018).

2.2.2 Leadership Theories

The Trait, the behavioral, the Contingency, and the Full Range approaches are the four primary schools of leadership theory.

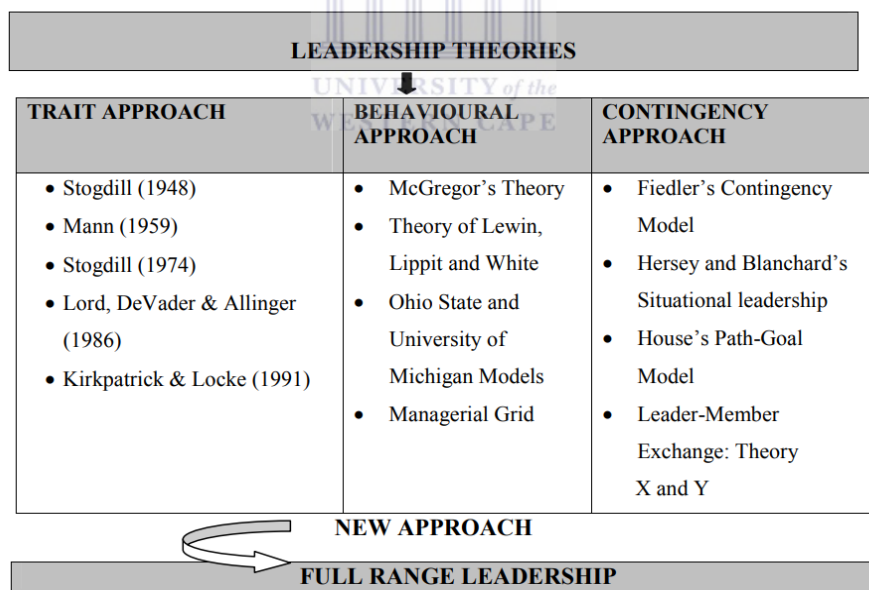


Figure 2: Basic Leadership Theories

2.2.2.1 Trait Theory

Trait theory assumes that leaders are born, not made (Spinks & Wells, 1995). The specific physical, social, and personal characteristics are inherent in particular individuals, and these attributes eventually distinguish leaders from non-leaders (Bass & Stogdill, 1981). Trait refers to “A multitude of individual traits, including features of personality, temperament, wants, reasons, and values.” Some examples are self-assurance, extroversion, emotional maturity, and high energy levels. Scholars believe these are all attributes particularly suited to leadership, among other things. A successful leader would possess a diverse set of these features (Yukl, 2003). According to this approach, some individuals are born with social traits that make them exceptional leaders. The idea explains specific aspects that made certain people great leaders, whether in corporate, social, political, or military settings. As a result, researchers were tasked with defining uniform set of traits shared by all leaders in order to distinguish them from non-

leaders(Bass & Avolio, 1990a). Different researches reported and confirmed traits that trait approach researchers recognized leaders should have. Stogdill (1948) demonstrated that intelligence, alertness, initiative, persistence, confidence, and sociability are leaders' most common traits. At the same time, Mann (1959) confirmed that the leadership traits are intelligence, masculinity, adjustment, dominance, extroversion, and conservatism. Achievement, persistence, insight, initiative, confidence, responsibility, tolerance, influence, and sociabilities are a leader's most common traits and characteristics. Drive, motivation, integrity, trust, and cognitive ability represented the traits, and common characteristics scholars confirmed to be possessed by a leader(Kirkpatrick & Locke, 1991).

The scholars like Stogdill investigated the role of the trait approach in leadership behavior to show that certain inherent features in people result in effective leadership. He could not produce consistent attributes that distinguish leaders from non-leaders. Also, his approach is widely attack due to the lack of consistent traits to distinguish the two (Stogdill, 1974). Consequently, the scholars shifted their attention and emphasis to studying leader behavior within the work context(Mester et al., 2003).

2.2.2.2 Behavioral Theory

The behavior approach focuses on the leader's behavior rather than how they appear to others or any personality traits they may possess to establish what influential leaders accomplish(Greenleaf, 2002). Researchers who studied the behavioral approach discovered that leadership comprises two types of behaviors: task-oriented and relationship-oriented(Northouse, 2004). Northouse (2004) pointed out that task-oriented leaders define a task's expected outcomes and set specific performance goals and standards that must be attained. Relationship-oriented leaders place a greater emphasis on developing relationships. When employees complete challenging jobs, they provide support and encouragement, often using tactics such as mentoring to direct and develop their subordinates. Ohio State and University of Michigan models, the Managerial Grid model, Theory X, and Theory Y model are the leading models in the leadership behavior approach(Blake & Mouton, 1964; Hellriegel et al., 2004; McGregor, 1960). Ohio State and University of Michigan models reported that there were two dimensions of leadership; employee orientation and production orientation (Robbins, 2001). According to Blake & Mouton (1964), people-oriented and task-oriented categories are the main behaviors leaders will demonstrate. Based on the Theory X and Theory Y models, McGregor (1960) proposed two unique theories of leadership behavior. According to Theory X, employees despise work and will try to avoid it at all costs. Employees might

perceive work as a good experience if they have the correct working environment and like taking on duties, according to Theory Y. Encouragement, positive reinforcement, and awards are examples of managerial behaviors. Finally, while the behavioral approach provided more insight into the leadership construct by focusing on people versus task relationships, not all scholars were satisfied with these results, believing that not all behaviors appropriate in one situation would necessarily be appropriate in another (Fiedler, 1978).

2.2.2.3 Contingency Theory

The contingency approach marked a shift in leadership study by examining the leader in the context of the context in which they worked. As a result, this theory proposed that situational factors were crucial in determining the level of success or failure in leadership behavior. Fiedler's Contingency Model, Hersey and Blanchard's Situational Leadership model, House's Path-Goal model, and the Leader-Member Exchange theory were the main contingency models developed (Fiedler, 1978). Fiedler (1967) reported that contingency theory claimed that a good fit between the leader's personality and the environment is necessary for successful group performance. Leader-member relations, task structure, and position authority were three situational characteristics that affected leadership effectiveness. As a contingency theory, Hersey et al. (2001) described their situational leadership model. It is fundamentally based on selecting the right leadership style based on the readiness of the subordinates, but in a unique situation. House's Path-Goal Model described how leaders motivate their people to attain predetermined objectives (House, 1971). This theory explains how leaders encourage their people to achieve predetermined goals (Bauer & Green, 1996).

2.2.2.4 Full Range Leadership Theory

In light of the previous theories, the research could not agree on the best way for leaders to influence their subordinates. It eventually led to the development of a new theory known as the Full Range Leadership Approach, which is now widely accepted as the most proper leadership style in 21st-century organizations. This Theory consists of three main dimensions; transactional leadership, transformational leadership, and laissez-faire leadership styles (Bass & Riggio, 2006). The basic premise of this theory is that every leader will show aspects of each style to varying degrees, but the frequency with which specific leadership behaviors are most frequently displayed will decide whether the leader has a transformational, transactional, or laissez-faire leadership style.

2.2.3 Transformational Leadership

Different leadership style is critical strategic components influencing innovation and creativity in the literature (Alheet et al., 2021; Khan et al., 2020; Lei et al., 2020; Schuckert et al., 2018). In particular, transformational leadership promotes innovation and creativity, improving organizational performance (Al-Husseini & Elbeltagi, 2016; Alrowwad & Abualoush, 2020; Choi et al., 2016a; Suifan et al., 2018). The term transformational leadership was coined by Burns in 1978. He defined transformational leadership as a leader's behavior that provides subordinates with motivation and inspiration (Burns, 1978). Bass (1999) described transformational leadership as when a leader uses ideal charisma, motivation, and self-actualization to drive subordinates beyond self-interests.

A rising number of studies in the transformational leadership literature indicated that transformational leadership could improve subordinates' performance beyond expectations, as well as their satisfaction and commitment to workgroups and organization (Ayoub et al., 2021; Bass & Riggio, 2006; Hater & Bass, 1988). According to Bass (1999), transformational leadership is a kind of leadership in which leaders practice idealized influence, inspiration, intellectual stimulation, or individualized consideration to move their subordinates above their immediate self-interests.

2.2.4 The Foundation of Transformational Leadership Theory

Transactional-transformational leadership is one of today's most popular leadership theories (Albert et al., 2020; Yahaya & Ebrahim, 2016). In 1978, Burns introduced the theory of transformational leadership (Burns, 1978). The concept of the transformational leadership style developed by the researcher has undergone numerous expansions and revisions (Bass, 1985). In particular, this concept was developed further by scholar Bass himself in 1981, 1985, 1988, 1990, 1997, and 1998. Moreover, the scholar Bass extended and developed the concept in cooperation with other scholars like Avolio in 1993 and 1995 (Alarifi, 2014).

Burns (1978) described transformational leadership as a journey in which leaders and subordinates engage in a mutual relationship to assist and support one other in attaining better levels of morality and motivation. He defined two opposing and mutually contradictory approaches in this way: Transformational and transactional leadership are two different leadership styles. According to him, the fundamental differences between leadership styles trace back to specific behaviors and characteristics. Employees' attitudes and ideals are reshaped, and their objectives might influence by transformational leadership. On the other

hand, transactional leaders are primarily concerned with results and how people complete their responsibilities, and they supervise them using the traditional reward and punishment system.

Burns' publications established the groundwork for Bass's studies, which coined the term "transformational leadership"(Bass,1985). Bass (1985) defined transformational leadership as the leader's influence on their subordinates. When subordinates have faith in, admiration for, devotion to, and respect for their leader and are inspired to go above and beyond, their leader can alter them by directing their followers' attention to the significance and value of task outcomes. Additionally, They can motivate people to put the organization's demands ahead of their own and help their followers meet their higher-order needs(Bass, 1985). Regarding Bass (1985), "charisma is a necessary ingredient of transformational leadership, but by itself, it is not sufficient to account for the transformational process". Thus, the scholar argued that transformational leaders' influence is not solely due to their charisma.

Transformational leaders, according to Bass & Riggio (2006), inspire and motivate their subordinates to both accomplish extraordinary achievements and, in the process, improve their leadership capacity. Accordingly, those leaders facilitate and smooth the growth of their subordinates to develop their skills and character, in turn becoming leaders. In detail, this transformational leader can help followers to become leaders by firstly responding to their needs and empowering them, secondly, bringing followers, leader, group, and the organization's objectives and goals into alignment(Bass & Riggio, 2006).

2.2.5 Transformational Leadership Dimensions

Transformational leadership has been shown in a growing number of studies to improve subordinates' performance beyond expectations, as well as boost their satisfaction and commitment to the group and organization(Boamah et al., 2018; Choi et al., 2016; Jameel & Ahmad, 2019; Kammerhoff et al., 2019). According to the researchers, transformational leadership has four behavioral dimensions: idealized influence, inspirational motivation, individualized consideration, and intellectual stimulation(Bass & Avolio, 1990a).

2.2.5.1 Idealized Influence

Idealized influence is essential for a leader to provide relevant ethical ideals to their followers while also serving as a role model through cultivating trust and respect. It refers to a leader's charisma, which gives them a vision, direction, and goal instills pride, and earns them respect and trust(Bass & Avolio, 1990a). Bass (1985) used the term idealized influence to describe the quality of transformational leaders' charisma. He defined charisma as a

mechanism by which a leader can influence followers by evoking powerful emotions and causing them to identify with the leader. According to Bass & Avolio (1995), leaders used their idealized influence to inspire loyalty, respect, and adoration, as well as to emphasize the need for a sense of mission. Subsequently, the charismatic leaders' subordinates feel pride in their relationships with their leaders. Furthermore, charismatic leaders can persuade their followers to think about their decisions' moral and ethical implications (Latif, 2016; Nassif et al., 2017; Supratman et al., 2021).

2.2.5.2 Inspirational Motivation

Inspiration motivation considered one of the transformational leadership dimensions. This dimension represents a leader's ability to communicate a vision to their subordinates in an interesting way. It is related to a leader's ability to communicate high expectations, use symbols to focus efforts, and express vital goals in straightforward ways (Bass & Avolio, 1990a). Leaders inspire their people with inspirational motivation by presenting a compelling vision (Avolio et al., 1999). According to Bass & Avolio (1995), inspiring motivation occurs when leaders express an appealing vision of the future, direct their followers toward goals, and trust their followers' talents. Furthermore, it is seen to be successful in communicating essential goals in a style that followers can comprehend and relate to (Petter et al., 1998).

2.2.5.3 Intellectual Stimulation

Intellectual stimulation is considered one of the most significant dimensions of transformational leadership, which refers to the leader's ability to enhance and promote intelligence, rationality, and problem-solving skills. It also refers to the level at which a leader is willing to take risks and motivates followers to question the status quo through novel ideas (Bass & Avolio, 1990a). Accordingly, transformational leaders are known for challenging assumptions and approaching old problems and situations in novel ways, allowing their followers to be more creative and imaginative (Avolio & Bass, 2002). Because they see unanticipated crises as opportunities, these leaders' learning curve never ends. Similarly, followers try to devise novel ways to carry out their responsibilities, improving their disruptive thinking (Avolio et al., 1999).

2.2.5.4 Individualized Consideration

Individualized consideration refers to a leader's ability to pay personal attention to each follower, treat each follower as an individual, coach their advancement, and counsel those who follow them (Bass & Avolio, 1990a). According to Avolio & Bass (2002), transformational

leaders give and pay more attention to the growth and development of each subordinate individually. Furthermore, individualized consideration encourages and supports the followers(Bass, 1985). Individualized consideration appears when leaders pay attention to their followers' developmental needs, support, coach, and delegate duties as opportunities for progress(Bass, 1999). Leaders develop one-to-one relationships with their followers and recognize differences in their goals, abilities, and ambitions through individualized consideration(Bass & Avolio, 1995).

To recapitulate, it emphasized above that transformational leaders must have the four characteristics of charisma, inspiration, intellectual stimulation, and individualized consideration(Avolio et al., 1999; Bass & Avolio, 1995; Bass, 1985; Bass & Avolio, 1990a, 1990b; Bass & Riggio, 2006). As a result, followers of transformational leaders are likely to be more creative and innovative if they give those four elements. In this regard, researchers have examined the significance of leadership and found that leaders who possess those four behavioral characteristics are better able to enhance organizational values and norms, promote individual transformation, and assist their staff in going above and beyond expectations(Jung & Avolio, 2000).

2.2.6 Benefits of Transformational Leadership

In organizational science, transformational leadership is one of the most frequently studied forms of leader behaviors(Avolio et al., 2009; Bass & Riggio, 2006). This interest arises from findings linking transformational leadership to a wide range of follower attitudes and behaviors, including positive emotions, job satisfaction, affective commitment, self-efficacy, creativity, and proactive behavior(Abelha et al., 2018; Astuty & Udin, 2020; Bayraktar & Jiménez, 2020; Bernarto et al., 2020; Buil et al., 2019; Mahmood et al., 2018). From 39 studies of transformational leadership literature, a scholar found that transformational leaders were more effective leaders with better work outcomes than transactional leaders in both the private and governmental sectors(Northouse, 2004). According to Bass & Avolio (2004), transformational leaders are more effective because they recognize the need to adapt to their followers' needs and motives. As a result, they can inspire and motivate their followers to do good deeds while accomplishing duties and meeting their requirements. They attain those outcomes by boosting the followers, acting as a role model, coaching, monitoring, and inspiring innovative solutions to work problems(Bass & Bass Bernard, 1985; Bass & Riggio, 2006).

The benefits of transformational leadership behaviors were identified in studies conducted within different contexts like education, health, military, hospitality, and business. Ribeiro et al. (2018) investigated health context and examined the influence of transformational leadership on employees' affective commitment and individual performance. A total of 476 Turkish healthcare professionals participated in this study. The study revealed that transformational leaders create an environment in which employees believe the organization supports, values, and cares for them, which leads to attachments among the organization's members and the development of a high degree of affective commitment. Also, through transformational leadership behaviors such as individual attention, inspiration, intellectual stimulation, and motivation, transformational leaders raise employee expectations and recognition of their work while also increasing individual performance. Kovach (2019) conducted a review study to investigate the impact of transformational leadership in educational and military contexts. The scholar reviewed nine papers published during the last eight years. Five papers were reviewed in the educational context, and the scholar concluded that transformational leadership has a long-term positive impact on change management, raising cognitive learning and academic success, students' motivation to learn and the instructors and teachers' job satisfaction. While in military context, four papers were reviewed. The scholar confirmed that transformational leadership has role in improving team's effectiveness and cohesion, employee performance, improved individual emotional intelligence, and follower's satisfactions.

In the business context and specifically among small and medium enterprises (SMEs), a study investigated factors that influence organizational performance and employee job performance, as well as what goals they should pursue that generate a profit for their employees or contribute to society in another way. This research aimed to observe how transformational leadership affects job performance and investigate the mediating role of corporate social responsibility (CSR). The study found a positive and significant relationship between transformational leadership and employee job performance in SMEs and a positive mediating effect of corporate social responsibility on the relationship. It indicated that employees who exhibit the best transformational leadership behaviors and CSR policies would be more satisfied at work. As a result, they will be more productive (Manzoor et al., 2019).

Specific to the hospitality context, a meta-analysis was conducted to explore transformational leadership's effect on followers' attitudinal outcomes, relational perceptions, and behavioral outcomes. Based on 62 primary studies, a quantitative meta-analysis conducted.

The study found that transformational leadership is positively associated with subordinates' outcomes. Meanwhile, it strongly affects the followers' relational perceptions, followed by their attitudes and behaviors. Specifically, there is a strong relationship between transformational leadership and organizational performance and climate, as well as satisfaction of the organization's employees. Also, it significantly influences work engagement and corporate identifications (Gui et al., 2020).

In a health context, a study conducted among nurses as a research sample. It found that leaders who exhibit higher levels of transformational leadership behaviors have subordinates who report being more satisfied with their jobs, have fewer plans to leave the field, and have lower absence rates (Labrague et al., 2020). Charoensukmongkol & Puyod (2021) investigated the impact of transformational leadership on role ambiguity and work-life balance among university employees in the Philippines during COVID-19 period. The findings indicated the effect of transformational leadership on minimizing role ambiguity and promoting and enhancing work-life balance among Filipino employees.

2.3 Innovative Work Behavior

2.3.1 Innovation Overview

The need for organizations to innovate is growing increasingly acute in today's global marketplace, defined by solid competitiveness, changing customer demands and lifestyles, technical developments, and a changing business environment (Kahn, 2018). Innovation is widely considered a critical component of organizations' value creation and a source of long-term competitive advantage (Chesbrough et al., 2018; Distanont & Khongmalai, 2020). Overall, innovation refers to a sense of purpose in human evolution, as defined by the creative capacity of creation as a source of technological, social, and cultural change. Simultaneously, innovation has become a cornerstone in global economic growth and sustainability agendas (Fagerberg, 2018). Despite the vast body of literature available, providing a comprehensive definition of the term and clearly describing its nature is extremely difficult. Innovation is a multidimensional concept with various meanings and reports from multiple disciplines (Chen et al., 2018; Cunningham, 2013; Edwards-Schachter & Wallace, 2017; Fagerberg & Verspagen, 2009).

Schumpeter (1934) defined innovation as new combinations of productive resources, and this combinatory activity was labeled "the entrepreneurial function," which will be fulfilled by "entrepreneurs." While Drucker (1985) defined the term as "a specific tool that entrepreneurs

utilize to exploit change as an opportunity to offer a different business or service.” Another scholar defined innovation as “the intentional introduction and application within a role, group, or organization of ideas, processes, products or procedures, new to the relevant unit of adoption, designed to significantly benefit the individual, the group, organization or wider society.” Damanpour (1991) defined it as “the generation, development, and adaptation of novel ideas on the part of the firm.” Thus, the lack of agreement on a standard definition of the term is reflected by different scholars' disparate perspectives on innovation.

Innovation is a broad terminology with different definitions and dimensions too. The scholars conceive the innovation in an organization, either process or outcome. As a process, innovation entails how new ideas emerge, grow, and become institutionalized in a firm's daily operations and activities (Damanpour & Gopalakrishnan, 1998). Innovation as an outcome dimension attempt to understand the nature of innovation by distinguishing its multiple kinds. The degree of novelty of an innovation outcome is one dimension of innovation. Researchers have dichotomously classified innovation as radical or incremental depending on the extent of change (Garcia & Calantone, 2002). Radical innovation leads to significant changes in the activities of organizations or industries, resulting in the massive transformation of these organizations or industries.

In contrast, incremental innovation refers to little adjustments in a company's operations that merely enhance its current capabilities (Gopalakrishnan & Damanpour, 1997). Innovativeness can result in both kinds of innovation. On the other hand, employees' innovative behaviors are more likely to result in incremental rather than radical innovations in firms (Chan & Parhankangas, 2017). Moreover, in the literature, there are many different types of innovation. Product or service innovation, process innovation, organizational innovation, marketing innovation, and business model innovation are examples of these innovations (Crossan & Apaydin, 2010).

Innovation was seen as a multistage process requiring specific activities and individual behaviors at each stage. Individuals can expect to engage in any combination of these behaviors simultaneously because innovation is defined by discontinuous behaviors rather than discrete, sequential processes (Scott & Bruce, 1994). Thus, there is a relatively recent stream of research on individual innovation that focuses on proactive behaviors of individuals (Parker et al., 2006). Examples of such behaviors include proactive work behavior, taking charge, voice, and

innovative work behavior (Crant, 2000; Janssen, 2000; LePine & Van Dyne, 1998; Morrison & Phelps, 1999).

2.3.2 Innovative Work Behavior Concept

organizations must become more innovative as environments become more complex and dynamic to identify more opportunities for sustained outstanding performance (Teece & Leih, 2016). Employees' human capital and work behavior are heavily used as critical factors in the value creation process in innovation initiatives (Amankwaa et al., 2022). In line with this, management scholars are becoming interested in determining what factors impact employees' innovative work behavior (Scott & Bruce, 1994; Woodman et al., 1993).

Innovative work behavior could help employees to operate successfully in dynamic business environments (Muchiri et al., 2020). Since the 1980s, when innovation research moved from administrative science, communications, and anthropology to psychology and sociology, it has been considered a human activity (Farr & Ford, 1990). The term "innovative work behavior" was coined by the first psychological works on innovation. It is the deliberate generation, promotion, and implementation of new ideas inside a work role, workgroup, or organization to benefit the position, the group, or the organization (Farr & Ford, 1990). Employee innovative work behavior, according to Scott & Bruce (1994), is the production or adoption of beneficial ideas and their implementation. Another scholar defined the term as "Innovative behaviors reflect the creation of something new or different. Innovative behaviors are change-oriented because they involve the creation of a new product, service, idea, procedure, or process" (Spreitzer, 1995). Innovative work behavior is a multi-stage process in which ideas or solutions are firstly developed, then promoted, or championed to get support for the idea/solution (Onne Janssen, 2000). Following that, De Jong & Den Hartog (2008) defined the term as "an individual's behavior that aims to achieve the initiation and intentional introduction within a work role, group or organization of new and useful ideas, processes, products or procedures as well as the implementation of those ideas". AlEssa & Durugbo (2021) conducted a systematic review analysis on innovative work behavior. The scholars provided Table 1, which presented various important innovative work behavior definitions. This variation emphasizes the value of integrating different descriptions to propose a more comprehensive definition that reflects the various aspects of innovative work behavior.

Table 1: Key Definitions of Innovative Work Behavior

Innovative work behavior definition	Source
“The behavior of employees to create, introduce and apply new ideas intentionally at work, within a group or an organization for contributing to performance.”	(Janssen, 2000)
“The capability of improvement in new ideas relating to the jobs within organizations”	(Axtell et al., 2000)
“A series of behaviors about introducing a new idea that is important and useful to be developed and implemented to improve employee and organizational performance.”	(De Jong & Den Hartog, 2007)
“The development, adoption, and implementation of new ideas for products, technologies and work methods by employees”	(Yuan & Woodman, 2010)
“A complex, non-routine behavior where employees speak up for new ideas, avoid traditional thin.”	(Kessel et al., 2012)
“The ability to work actively to produce new products, find new markets, processes, and combinations.”	(Dhar, 2015)
“The process in which new ideas are generated, created, developed, applied, promoted, realized, and modified by employees to benefit their role performance in organizations.”	(Thurlings et al., 2015)
“The ability of individuals to generate new ideas and viewpoints, which transformed into innovation”	(Escribá-Carda, Balbastre-Benavent, & Canet-Giner, 2017)
“An individual behavior intentionally introduces new and valuable ideas, work processes, products, and procedures in the workplace and modern work context. New ideas are needed to increase significant changes in organizations, for example, the creating of new routines, simplifying work processes, using new work tools, and growing cooperation both internally and externally.	(Siregar et al., 2019)

Nevertheless, innovative work behavior is a novel idea, and literature on creativity frequently discusses its relationship to other constructs (Jong & Den Hartog, 2010). More significantly, according to the innovation theory, innovation is broader than creativity and includes the implementation of ideas (Amabile, 1988). To start explaining the distinction between the two terms, McLean (2005) stated that the terms creativity and innovation had been employed interchangeably and synonymously in various studies. While creativity entails generating new and interesting ideas, innovation entails implementing those ideas (Amabile, 1988). Regarding decision variety, scholars agree that creativity is confined to innovative behavior (Brem et al., 2016; De Jong & Den Hartog, 2008). In other words, creativity can be defined as an aspect of innovative work behavior that emerges from the first stage of the innovation process, when difficulties or performance gaps are identified, and ideas are generated in response to the perceived need for innovation (De Jong & Den Hartog, 2008).

Similarly, De Jong & Den Hartog (2007) distinguish the concepts of creativity and innovative work behavior, claiming that the distinction is based on importance rather than substance. For instance, innovative work behavior is associated with the generation of ideas,

necessitating the exploration of ideas in practice to improve business performance(De Jong & Den Hartog, 2008; Örnek & Ayas, 2015). As a result, innovative work behavior can be considered a significant factor(Bos-Nehles et al., 2017).

2.3.1 Innovative Work Behavior Dimensions

Reflecting on the various types of behavior required to be part of the innovative activities within an organization. Innovative behavior can be defined as a collection of distinct behavior that an individual display when participating in an innovative process. While there are different perspectives on the number and content of different types of innovative behavior, it is agreed that it begins with the recognition of a problem and ends with the implementation of a solution(Janssen et al., 1997; Scott & Bruce, 1994). This research will follow a process involving three types of behavior based on work by Onne Janssen (2000) and Scott & Bruce (1994): idea generation, promotion, and implementation.

2.3.1.1 Idea Generation

Innovation requires coming up with new ideas, and the best source of new ideas generally found among individuals(Björk & Magnusson, 2009; Du Preez & Louw, 2008). Scott & Bruce (1994) reported the idea of a general generation that covers producing ideas and recognizing problems. According to Kheng et al. (2013) research, the generation of ideas is a dynamic process that includes the creation, association, generation of representation of opportunities, and distribution of abstract, tangible, or visual ideas. Being innovative at work entails coming up with new ideas for altered services, products, processes, or supporting technologies(Amabile, 1988; Van de Ven & Rogers, 1988). Ideas arise when information and existing concepts on the route to solving a problem or improving performance emerged and altered(De Jong & Den Hartog, 2007).

The innovation process begins when a performance gap is identified in which there exists a difference between expected and actual performance(Tushman et al., 2002). Consequently, new ideas can be copied, tweaked, created, and developed from scratch to make big and significant changes and improvements(Abdullatif, 2017). The scholar confirmed that the concept of idea generation seems akin to creativity concept. However, in the literature on employee innovation, ideas are usually divided into two categories: new but not unique ideas and new and original ideas, with creativity being confined to the latter(Amabile, 1996). After the idea generation step, idea promotion step comes forward(De Jong & Den Hartog, 2010).

2.3.1.2 Idea Promotion

Once an idea has been generated, idea championing and promotion becomes crucial. Thereby idea promotion can be defined as a socio-political behavior that mobilizes resources, persuades and influences, urges and negotiates, confronts and accepts risks – behavior needed to bring about possible ideas, solutions, and innovations(Howell & Boies, 2004). Most ideas require promotion because they frequently differ from what is currently employed in their work group or company(De Jong & Den Hartog, 2010). Even if ideas are legitimate or appear to address a performance gap, it is uncertain if the value or benefit of most ideas will outweigh the expense of creating and executing them, and resistance to change is occurred usually(Kanter, 1988). In this regard, the champions of innovation literature rely on individuals in informal roles who drive creative ideas beyond organizational bottlenecks and assist in realizing innovative ideas(Shane, 1994). According to Shane (1994), a champion takes on an informal role in pushing an innovative idea over organizational roadblocks. However, Kleysen & Street (2001) defined a champion as someone who emerges from the masses to try to realize creative ideas and enhance their acceptance. A champion's role includes persuasion and influence over other employees or management and may also involve pressuring and negotiating(Shane, 1994; Van de Ven, 1986).

2.3.1.3 Idea Implementation

The last dimension of innovative work behavior is idea implementation or application(J. De Jong & Den Hartog, 2010; De Jong & Den Hartog, 2008). Implementation is the process of improving or developing existing products and methods. In essence, idea implementation behavior tied to an individual's efforts in producing a practical idea (Kleysen & Street, 2001), as well as specific behaviors related to new product/process development, testing, and modification(Farr & Ford, 1990; Kanter, 1988; Van de Ven, 1986). Making innovations part of routine work processes and behaviors, such as generating new goods or work processes and testing and updating them, is also part of idea implementation(Kanter, 1988; Kleysen & Street, 2001). For this to happen, employees must work hard and have a results-oriented mindset (De Jong & Den Hartog, 2008). Thus, making ideas a life requires considerable effort and a goal-oriented approach.

2.4 Knowledge Sharing

2.4.1 Resource-Based View

In 1959, Penrose developed the Resource-Based View(RBV)(Barney, 1991). An organization's resources are defined in RBV as “all assets, capabilities, organizational processes, firm attributes, information, knowledge, etc. controlled by a firm that enable the firm to conceive of and implement strategies that improve its efficiency and effectiveness”(Barney, 1991). According to the RBV, an organization's competitiveness is built on unique bundles of tangible and intangible assets that are valuable, imperfectly imitable, scarce, and sustainable. Assets, capabilities, management skills, organizational processes, organizational practices, organizational traits, information, and knowledge are all resources that organizations own and control(Barney, 1991; Barney et al., 200).

According to Grant (1991), those who advocate RBV of the firm strongly believe that knowledge can and should be managed. Subsequently, it highlighted the importance of knowledge in RBV. He stated that knowledge can be thought of as a resource that is always present in an individual or a collective or ingrained in a routine or process(Grant, 1996). Accordingly, scholars emphasized knowledge usage as a source of sustainable competitive advantage by organizations to improve their effectiveness and competitiveness(Halawi et al., 2005). Furthermore, it is critical for organizations to examine how to transfer knowledge from specialists to those who require it(Pan & Scarbrough, 1999), so they strive to highlight and leverage knowledge-based resources that already exist within the organization(Davenport & Prusak, 1998).

Knowledge-Based View (KBV) is considered a center in RBV. It indicated that knowledge creation and utilization are considered vital sources for an organization's sustainable competitive advantage. Thereby from the RBV, KBV developed the view of the firm as a collection of resources, focused on the most strategically valuable and perhaps the only source of competitive advantage. It also has another definition of a firm: "an institution where the issues of creating, acquiring, storing and deploying knowledge are the fundamental organizational activities”(Grant, 1996). Thus, knowledge becomes widely considered a valuable asset for businesses, resulting in the attainment of competitiveness in which the organizations have to systematically manage, store and disseminate organizational knowledge using available technologies and methodologies(Mahdi et al., 2019). As a result, knowledge management has become a strategic agenda item for leaders and managers in both the public

and private sectors(Ragab & Arisha, 2013). To reap the expected benefits from knowledge management programs, senior management must continue encouraging knowledge sharing behavior and develop the right culture for such activity(Omotayo, 2015).

2.4.2 Knowledge Sharing

In the knowledge-based view, knowledge has been considered the most strategically significant resource and a primary source of value creation(Felin & Hesterly, 2007). Individuals have valuable knowledge, which they can share to transfer to different individuals and groups(Ipe, 2003). Knowledge sharing is an essential organizational characteristic for maintaining a sustainable competitive advantage(Bollinger & Smith, 2001). Knowledge sharing is a critical process that connects all the other knowledge management processes and practices. It is difficult for an organization to fully benefit from the efforts it has made in its ability to capture and create knowledge without knowledge sharing(Abdelwhab Ali et al., 2019).

Knowledge sharing became an interest in practitioners and researchers. Thereby, the terminology was defined by different scholars. Connelly & Kelloway (2003) explained knowledge sharing as” the exchange of knowledge or the behavior that helps others with knowledge.” Yi (2009) described knowledge sharing at work as “a set of behaviors that involves sharing one employee’s work-related knowledge with another employee to achieve organizational goals.” Wang (2009) defined knowledge sharing as “the transfer of wisdom, skills, and technology between organizational subunits”. Lin (2015) referred to knowledge sharing as “collective beliefs or behavioral routines related to exchanging employee knowledge, experiences, and skills throughout a department or organization”. In line with the above, all scholars confirmed that knowledge sharing is communication behavior that leads to transfer and knowledge between groups of people or individuals in both implicit and explicit forms.

2.4.3 Reasons Behind Knowledge Sharing Implementation

Knowledge sharing between organizational units and employees can result in significant learning gains and is a potent mechanism for raising an organization's productivity and survival prospects(Riege, 2007). Furthermore, it enables employees to share, contribute, and add value to knowledge applications, enhancing the organization's competitive advantage(Mao et al., 2016; Marouf, 2016). It can reduce production costs, assist in the development of new products and projects, improve team performance and the organization's ability to innovate, and boost

sales and revenue(Alsharo et al., 2017; Cao & Chen, 2021; Estrada et al., 2016; Gong et al., 2009; Ha et al., 2017; Marouf, 2016). Since knowledge sharing implementation positively and significantly impacts organization success from different perspectives. Different studies have been conducted and the most typical finding is that using collective know-how and expert opinion facilitated by knowledge sharing improves task completion, problem-solving, and decision-making efficiency which leads to boosting and improving employee performance(Masa'deh et al., 2016; Zhu, 2017). Also, knowledge sharing has been demonstrated to improve employees' absorptive capacity since participation in mutual discussion and to exchange of ideas enhances an individual's ability to make sense of things(Kang & Lee, 2017). From a physiological effect perspective, Jiang & Hu (2016) found that knowledge sharing boosts employee satisfaction by promoting quality relationships, reducing work-related stress, and reducing work-life conflict.

Furthermore, the studies confirmed that intensive knowledge sharing significantly affects team performance and creativity(Cheung et al., 2016; Song et al., 2015). From the organizational level, different studies revealed that knowledge sharing has a substantial and vital role in augmenting and improving organizational performance(Gomes et al., 2017; Mohd Noor et al., 2015; Oyemomi et al., 2016; Rezaei et al., 2017). According to Z. Wang et al. (2016), knowledge sharing promotes organizational learning capability and enables knowledge embedment in routines and procedures, as well as knowledge exploitation in relationships with stakeholders. In SMEs, De Clercq et al. (2015) revealed that there is an association between knowledge sharing and organizational entrepreneurship. Organizations can develop knowledge that can be utilized to generate new ideas, experiment, compare different decisions, and build innovations through intensive knowledge sharing. Based on the above, the influence of knowledge sharing can be categorized into three primary levels: individual, team, and organizational.

2.5 Motivation to Learn

2.5.1 Motivation Overview

Motivation is one of the most crucial factors organizations require to achieve their goals and objectives(Dobre, 2013; Kanfer et al., 2017; Osabiya, 2015; Shahzadi et al., 2014; Zlate & Cucui, 2015). Also, motivation is considered one of the most significant concepts in human management, which is critical for managers who want to guide and direct their subordinates' growth toward worthwhile goals(Sabir, 2017). Generally, motivation is defined as “ an internal

or external state that motivates and directs behavior toward a particular goal”(Mullins, 2007). Denhardt et al. (2008) also defined motivation as “an inner state which influences individuals to behave in a particular manner to accomplish specific goals and purposes.” According to Deci & Ryan (2013), motivation is “ psychological forces within a person that determines the course of that behavior in an organization.” Buchanan & Huczynski (2019) contended that “Motivation is a blend of goals towards which people behavior is focused; the process through which those goals are pursued and achieved, and the social factors involved.”

Intrinsic and extrinsic are the main two kinds of motivation. Intrinsic motivation is “the doing of an activity for its inherent satisfactions rather than for some separable consequence”. While extrinsic motivation is defined as “doing something because it leads to a separable outcome.” On the other hand, extrinsic motivation includes tangible rewards such as salary, security, promotion, contract of service, the work environment, and conditions of service. (Ryan & Deci, 2000).

Due to the significance of motivation factors, different studies were conducted to study its positive effects on different aspects. Individuals with a great and strong motivation to learn make every attempt to learn whenever a learning opportunity presents itself, potentially leading to the acquisition of new skills and knowledge(Simmering et al., 2009). As an example, Blumenfeld et al., (2006) confirmed that motivation assists an individual in establishing and improving the quality of their cognitive engagement, which leads to goal achievement and success. Furthermore, staff commitment, performance, job morale, satisfaction, and timely service delivery are all influenced by motivation(Musinguzi et al., 2018; Sudiardhita et al., 2018).

2.5.2 Motivation to Learn

According to Tombs (2011), definitions of motivation to learn can be classified into one of four categories. These include (a) definitions that are semantic equivalents of the term motivation to learn, (b) process-oriented definitions, (c) product-oriented definitions, and (d) definitions that encapsulate attitudes. Noe (1986) provided one of the first models that focused on individual and environmental characteristics as antecedents of motivation to learn and motivation to learn as a significant driver of training outcomes. He provided a semantically equivalent straightforward definition and includes expressions corresponding to the term motivation. He defined the term motivation to learn as “ a specific desire of the trainee to learn the content of the training program”. The second set of definitions can be classified as 'process

oriented,' as they are focused on specific behaviors that are linked to motivation to learn. Here, Colquitt et al., (2000) defined the term as “the direction, intensity, and persistence of learning-directed behavior in training contexts.” Also, Kanfer & Ackerman (1989) defined the term as “the direction of attentional effort, the proportion of total attentional effort directed to the task (intensity), and the extent to which attentional effort toward the task is maintained over time (persistence).” The third category of definitions, referred to as product-oriented, includes the likely outcomes of motivation to learn behavior rather than the behaviors themselves. Marshall (1987) gives an example of this definition as “the meaningfulness, value, and benefits of academic tasks to the learner, regardless of whether or not they are intrinsically interesting.” Finally, the fourth group of definitions presented an attitudinal perspective. As an example of a definition from an attitudinal perspective, Wentzel & Asher (1995) defined the term as “Children’s commitment to school work, interest in school, effort expended in the classroom, and concern with earning a positive evaluation of work.”

Previous research has shown that motivation to learn is significantly affecting knowledge acquisition. Consequently, a meta-analytical investigation was carried out, and it was found that learning motivation is positively related to the acquisition of declarative skills and knowledge (Colquitt et al., 2000). Machin & Treloar (2004) confirmed that motivation to learn significantly affected the trainee’s reaction and learning. Another study conducted to determine the efficacy of training features that inspire motivation to learn and the effectiveness of training for workplace learning. The scholars found that motivation to learn positively influenced training effectiveness (Aziz & Selamat, 2016).

2.6 High-Performance Work System

2.6.1 Human Resources Management

Human Resource Management (HRM) is the process of managing and employing employees to achieve specific goals (Armstrong, 2006b). HRM's emergence as a replacement for personnel management was chronicled in early 1970s literature, highlighting a shift in the function's boundaries, substance, and objectives (Miller & Burack, 1981). HRM has been widely accepted as a professional title in seminar programs, business publications in universities and colleges, and as the title of professor positions since the mid-1970s (Huselid, 1995). It is considered a strategic asset, and research has shown that human resources (HR) policies and practices are a key source of a company's competitive advantage in the marketplace because they are difficult to imitate (AlShaikhly & AlTaher, 2017). HRM is a

holistic and integrated approach to people's employment and development. HRM can be seen as a philosophy about how people should be managed, underpinned by many theories about human and organizational behavior. It is concerned with the ethical dimension of how people should be treated following a set of moral principles and the contribution it may make to increasing organizational effectiveness through people(Armstrong & Taylor, 2014).

The evolution of HRM provides a significant and valuable perspective on HR's function. It encompasses crucial aspects such as HRM's role as a source of competitive advantage, HRM's integration into corporate strategy, and, eventually, line managers' role as key players in strategy implementation(Barney, 1991; Brewster et al., 1992; Lengnick-Hall et al., 2009). HRM has evolved from an administrative and reactive function to a new strategic, executive, and proactive domain in the previous 25 years(Brockbank, 1999). Because of this evolution, various perspectives on strategic HRM have emerged. For instance, Watson (2010) stated that HRM is “ HRM is the managerial utilization of the efforts, knowledge, capabilities and committed behaviors which people contribute to an authoritatively coordinated human enterprise as part of an employment exchange (or more than temporary contractual arrangement) to carry out work tasks in a way which enables the enterprise to continue into the future”. Also the term is simply defined as “The people an organization employs to carry out various jobs, tasks and functions in exchange for wages and other rewards”(DeNisi & Griffin, 2005). Another scholar defined the term as “ the managerial utilization of the efforts, knowledge, capabilities and committed behaviors which people contribute to an authoritatively coordinated human enterprise as part of an employment exchange (or more temporary contractual arrangement) to carry out work tasks in a way which enables the enterprise to continue into the future” (Watson, 2010). O'Brien (2011) defined the term as “management function within organizations that is concerned with people and their relationships at work”. Another definition for the term was stated by Dessler (2013) as “ the process of acquiring, training, appraising, and compensating employees, and of attending to their labour relations, health and safety, and fairness concerns”. It also defined as “ “management function within organizations that is concerned with people and their relationships at work”(Vincent & Joseph, 2013).

To describe the HRM concept, different models are postulated. According to Armstrong & Taylor (2014), models are; The Matching Model (Fombrun et al., 1984), The Harvard model(Beer et al., 1984), The European Model(Brewster, 1993), The Contextual

Model(Hendry & Pettigrew, 1990), The 5-P model (Schuler, 1992), and The hard and soft model(Storey, 1992). Table 2 summarize how each model described HRM concept;

Table 2: HRM Models

HRM Models	Source
The authors assert that HR systems and organizational structure should be controlled in accordance with corporate strategy, hence the term “Matching model.” According to this model, the human resource cycle comprises four generic processes: selection, appraisal, rewarding, and development.	(Fombrun et al., 1984)
The Harvard model recognizes that various stakeholders must be taken into account by the organization. As a result, all of these stakeholders play an equal role in affecting organizational outcomes. As a result, the interests of various groups must be brought together and considered when developing HRM and business initiatives.	(Beer et al., 1984)
The European Model is based on the idea that European organizations have restricted autonomy. The European model considers the interactions between HR strategies, business strategies, and HRM practices, as well as their interactions with the external environment, including national culture, power structures, legislation, education, and employee representation.	(Brewster, 1993)
The Contextual Model Approach (Hendry and Pettigrew, 1990) focuses on mapping the context, establishing an inner (inside the organization) and an outer (within the wider environment), and investigating how HRM reacted to changes in context.	(Hendry & Pettigrew, 1990)
The 5-P model is based on five components of human resources: philosophies, policies, programs, practices, and processes. According to this model, these actions constitute an intrinsic element of the HRM strategy for achieving organizational strategic goals. One important part of this model is the evaluation of external factors such as crucial success factors, threats, and opportunities, as well as internal organizational characteristics such as culture and business nature.	(Schuler, 1992)
The model differentiated between two types of HRM: soft and hard HRM. Individuals and their self-direction are emphasized in the soft perspective, which places commitment, trust, and self-regulated behavior at the center of any strategic approach to people. On the other hand, the complex model highlights the rationalism that underpins strategic business fit and focuses on the necessity to manage people so that the organization derives more value from them and therefore achieves competitive advantage.	(Storey, 1992)

The HRM-Performance relationship has been studied from various perspectives, including organizational behavior, sociology, economics, labor relations, and organizational psychology(Paauwe, 2009). From mid’s the 90s, different perspectives on HRM practices arose. Delery & Doty(1996) stated that HRM perspectives were as follows; the Universalist or ‘Best Practices’ perspective, the Contingent or ‘Best Fit’ perspective, and the Configurational or ‘Bundling’ perspective. From a Universalist perspective, it is considered that there is a set of HRM best practices that, irrespective of the organization using them, will lead to improved performance. There are no universal HRM guidelines from a contingent or best-fit perspective. With the best fit, an organization's HRM policies must be aligned with other organizational

features, particularly the strategy (vertical fit). Finally, the configurational or bundling perspective refers to the creation and execution of several HRM practices that are interconnected and complementary. These approaches premised on the assumption that HRM systems can influence organizational performance by influencing employee attitudes and behavior(Nishii et al., 2008).

2.6.2 High-Performance Work System

With the advancement of globalization, a talented, flexible, and motivated workforce is perceived as a competitive resource that may assist a firm in sustainably building its competencies. According to this perspective, employee management has shifted away from the early control of employees advocated by Taylor's scientific management to a focus on how to recognize the value of each employee, develop their skills, and motivate them so that they are more willing to make discretionary efforts for the organization(Stofkova & Sukalova, 2020). In general, a system of practices intended to improve and boost performance outcomes through the above-mentioned work path is referred to as high-performance work system (HPWS).

Lawler III (1986) introduced the first dominating HPWS, 'high involvement management,' which involves employees in financial and psychological tasks. Then Arthur (1994) proposed the 'high commitment system' as another leading variant of HPWS. In particular, this proposed version of HPWS focused on building committed employees who can be trusted to utilize discretion to complete job responsibilities in ways that are consistent with organizational goals. Huselid (1995) is the first major scholar who studied the HPWS. Huselid (1995) has suggested that this system is more concerned with the outcomes once a set of practices has been implemented. Reduced employee turnover, increased productivity, and improved financial performance are all examples of the outcomes obtained. HPWS refers to high involvement work and high commitment work systems (Arthur, 1994; Guthrie, 2001). Most studies use different terms, namely, high involvement, high commitment, and high performance, interchangeably since they describe the main fundamental principle in general. In detail, they describe how employees are managed or engaged, leading in the identification of certain HR practices as boosting employee effectiveness and attaining improved organizational performance(Arthur, 1994; Huselid, 1995; Lawler III, 1986).

There are different definitions for HPWS. Huselid (1995) defined HPWS as “ a collection of individual, interrelated HR practices that increase the performance of employees and

organizations through improving the competence, attitudes, and motivation of the workforce.” Cooke (2001) defined HPWS as a collection of core HR strategies that are required for high performance existing and in which incentives, high levels of training, employee involvement, rigorous selection methods, advancement from within, flexible work arrangements, job stability, and information sharing are considered as examples of this system. Way (2002) defined the term as interconnected practices that recruit, develop, and motivate higher-skilled individuals. Furthermore, motivated personnel put these abilities to work, resulting in improved performance and, as a result, the company's overall performance. Evans & Davis (2005) defined it as “an integrated system of HR practices that is internally consistent (alignment among HR practices) and externally consistent (alignment to organizational strategy) that include selective staffing, self-managed teams, decentralized decision making, extensive training, flexible job assignments, open communication, and performance-contingent compensation”. HPWS has a variety of names, definitions, and approaches. Still, they all imply that HPWS are management practices that boost employee empowerment while also strengthening their skills and encouraging them to take advantage of this greater empowerment (Appelbaum et al., 2000; Boxall & Macky, 2009).

2.6.3 High-Performance Work System Component

The scholars stated that HPWS is multidimensional (Huselid, 1995; Pfeffer & Jeffrey, 1998). HPWS is considered a bundle of systems that employ different practices: selection and recruitment, training and development, performance appraisal, compensation, involvement in decision-making, and information sharing (MacDuffie, 1995). According to strategic human resource management theory, these practices develop employees' knowledge, skills, and talents while motivating people to work to their full potential, resulting in good organizational performance and productivity (Becker et al., 1998; Schuler, 1992).

2.6.3.1 Selection and Recruitment

Even though individuals rely more on technology in many aspects of their lives, the human factor plays a critical part in organizational success. Though human resources should be improved over time, developing and augmenting suitable staffing procedures is the first step toward ensuring personnel has the traits, abilities, and knowledge to serve the organization (Lado & Wilson, 1994). Staffing practice involves recruiting and selecting individual personnel. Armstrong (2006a) argued that selection and recruitment are significant facilitator factors for an organization to gain a competitive advantage. Typically, recruitment

and selection are considered as one process with the ultimate objective of filling a vacant position at an institution with the best individual for the job, who is either internally or on the job market(Staw, 1980). As a result, this practice should be included in the HRM system as one of the key practices on which the organization relies to develop competent and capable human capital(Miles & Snow, 1984).

Recruitment is the process of recognizing and attempting to attract candidates talented for filling job vacancies fitting. While the part of the recruitment process that involves determining which applicant or candidate should be hired for the job is known as selection(Armstrong, 2006a; Emsley et al., 2007). According to Armstrong (2006a), there are four stages to recruiting and selection. The first stage of determining requirements includes creating role profiles and person specifications; deciding the terms and conditions of employment. Planning recruitment campaigns is the second stage. The third stage is attracting candidates, which includes reviewing and evaluating alternative sources of applicants, advertising, and consultants. The fourth and last stage is selecting candidates, shifting applicants, interviewing, testing, assessing candidates, offering employment, and obtaining references.

2.6.3.2 Training and Development

Due to the tremendous development of individuals' life and extraordinary technological advancement, the world is undergoing rapid transformation and change. These developments and changes are pushing the individual to undergo intensive training to keep up and adapt to the rapid changes in their environment(Carnevale, 1990). Training is considered one of the important and key methods for individuals in any organization to improve and boost their skills and talents, and it has been shown to positively impact organizational performance(Delery & Gupta, 2016; Pfeffer & Jeffrey, 1998). Furthermore, it is considered one of the most important factors in ensuring an adequate supply of technically and socially qualified individuals to complete the task properly. As a result, scholars had emphasized the importance of training as a critical component of any HRM system(Miles & Snow, 1984).

There were various scholars stated the important role training played. Pfeiffer & Marmo (1981) argued that organizations always engage in activities for symbolic reasons. According to this perspective, training is provided not because it is helpful or increases worker productivity but rather as a goodwill gesture from employers showing the company cares about them and values their relationship. Also, a scholar emphasized the significance of training as a complement to selection to influence company culture and employee behavior in

synchronization to achieve positive outcomes(Huselid, 1995). Cooke (2001) asserted that training is a crucial instrument for acquiring the knowledge and skills needed to improve individual employee performance. Furthermore, according to human capital theory, training is an investment in employees' skills, knowledge, and talents that leads to greater productivity and quality of organizational performance(Ng & Dastmalchian, 2011).

2.6.3.3 Involvement

The concept of employee involvement is broad and encompasses a wide range of practices(Fenton-O'Creevy, 2001). It is one of the most crucial aspects of human resource management. Furthermore, It is one of the most significant factors of the work performance system in terms of employee motivation, organizational performance, and efficiency(McMahan et al., 1998; Morgan & Zeffane, 2003). This concept describes how companies can improve their performance by cultivating employee interest, loyalty, and commitment(Cotton, 1993).

Involvement and participation entail building human capabilities, promoting ownership, and fostering accountability and responsibility. Hence, it is crucial as it leads to unified visions, goals, and values(Amah & Ahiauzu, 2013). In light of the preceding, employee involvement is defined as participation in making decisions and implementing them in the organization(Lodahl & Kejnar, 1965). Additionally, the level of participation by members in an organization's decision-making process is called involvement. Kanungo (1982) defined the concept as “the degree to which one is cognitively preoccupied with, engaged in, and concerned with one’s present job”. Lawler (1986) classification defined employee involvement as “a process dependent on a variety of other organization systems”. Employee involvement is also entitled participative management and it referred to “ the degree to which employees share information, knowledge, rewards, and power throughout the organization”(Empowerment, 2000; Vroom & Jago, 1988).

Scholars confirmed that employees with a higher level of involvement tend to have more control over the decision, process, and consequences. Employee involvement is believed to improve employees' skills to perform jobs well, raise their value to the organization, and provide them with more resources for planning and managing their careers(Hinckley Jr, 1985). It imposes the sharing of information and knowledge, as employees require greater knowledge to make a significant contribution to the decision-making process(McShane & Von Glinow, 2003).

2.6.3.4 Performance Appraisal

Performance appraisal is one of the essential practices through which an organization can assess the performance of its employees and identify deficiencies or weaknesses in individual performance (R. Noe et al., 2006). The performance appraisal process can be defined as “the process of identifying, observing, measuring, and developing human performance in organizations” (Carroll & Schneier, 1982). Henderson (1980) defined performance appraisal as “a measure of the output of a job holder that contributes to productivity”. The concept is also defined as measuring work and its outcomes using a scale and index that can be used to precisely measure the intended quantity and quality while avoiding subjective judgments and ambiguous evaluation criteria (Fletcher, 2001).

Armstrong (2009) stated that performance appraisal is considered to be one of the most critical and valuable instruments in a manager's toolbox. Although performance appraisal is a critical management tool that is typically used to make personnel decisions about employees' positions, such as promotion, transfer, and payment, it can also be used for employee training and development (Feldman, 1981). The intended outcomes of an effective performance appraisal system, according to Mohrman Jr et al. (1989) are: that the employee being appraised will have an augmented motivation to perform effectively. Furthermore, according to DeNisi & Pritchard (2006), a performance appraisal is intended to motivate employees to focus their efforts on the organization's goals. Organizations frequently use performance appraisal to motivate and assess their employees' performance. This performance evaluation method can also detect employee perceptions, preferences, beliefs, and developing areas concerning organizational objectives. Consequently, they are considered valuable members of the organization's staff and will be more committed to their organization (Getnet et al., 2014). Accordingly, more outstanding employee commitment and dedication will boost organizational effectiveness by retaining skilled and experienced personnel, lowering turnover intentions (Kadiresan et al., 2015).

2.6.3.5 Compensation

Compensation is the total amount of monetary and non-monetary awards and advantages provided by an employer to an employee in exchange for work completed as needed and as part of an employment relationship (Armstrong & Murlis, 2007). Ehrenberg & Milkovich (1987) defined pay level as the "average compensation paid by a firm relative to that paid by its competitors". Mondy & Noe (2005) defined compensation as the “total of all rewards

provided to employees in return for their services”. There are two types of compensation rewards: direct and indirect. All earnings based on time worked or output generated are referred to as direct compensation. Basic pay (salary), incentive or performance pay, and supplemental compensation, such as overtime, are all examples of this. Employee benefits and services such as income protection and security, paid time off, and various employee services and perquisites are all included in indirect compensation(SoonYew et al., 2008).

According to Pfeffer (1994), compensation is one of the most successful strategies to alter employees' personalities and motivate individual employees. Additionally, according to studies, higher compensation leads to increased job satisfaction(Malik et al., 2012; Nawab & Bhatti, 2011). In particular, different studies have shown fixed pay to boost employee motivation and job satisfaction(Card et al., 2012; Igalens & Roussel, 1999). Compensation and employee benefits were all found to be positively and statistically associated with organizational competitiveness(Resurreccion, 2012; Šikýř, 2013). Moreover, other studies conducted and confirmed the significant influence of compensation on employee performance(Arif et al., 2019; Syahreza et al., 2017). Also, it has been shown that compensation plays a significant role in employee retention(Anis et al., 2011; Khalid & Nawab, 2018).

2.7 Relationship between Transformational Leadership and Innovative Work Behavior

Innovation plays a significant and vital role in today's competitive and technologically advanced environment(Tushman & Nadler, 1986). Employee innovation is one of the most effective approaches to promoting innovation and organizational success(O’Sullivan & Dooley, 2008). Researchers and practitioners have focused on the role of managers as leaders in motivating people to innovate in intensive knowledge-based work contexts(De Jong & Den Hartog, 2007). Consequently, scholars have been increasingly interested in developing approaches to persuade employees at the individual level to exhibit creative behaviors through transformational leadership(Gong et al., 2009). Transformational leadership entails building and cultivating an innovative environment, as well as inspiring, stimulating, and encouraging employees to believe in and align with the leader's vision, all of which have a significant impact on the organization's innovation and performance(Boehm et al., 2015; Mittal & Dhar, 2016; Ng, 2017). By promoting innovation, inspired motivation, individualized thought, intellectual

stimulation, and trust among the organization's employees, transformational leaders enhance the skills of their workforce (Bass & Avolio, 2000).

Furthermore, such leaders typically have strong internal and external connectivity networks and develop these relationships. When combined with a trusted partnership, knowledge sharing and creative thinking are considered core components of innovation (L. Chen et al., 2016). Consequently, transformational leadership has been associated with innovative work behavior (Afsar et al., 2014).

Numerous empirical investigations have demonstrated the significance of the relationship between transformational leadership and innovative work behavior. A study by Afsar & Masood (2018) investigated how transformational leadership influences employees' innovative work behavior among nurses with multiple moderators and mediator factors, namely, creative self-efficacy, trust in supervisors, and uncertainty avoidance. The study adopted and distributed a survey questionnaire to gather the required data, and thereby, there was 539 usable and matched survey collected from subordinate nurses and supervisors of nurses. The study confirmed that transformational leadership affects directly and significantly affects nurses' innovative work behavior. Furthermore, creative self-efficacy, trust in the supervisor, and uncertainty avoidance played a significant role in explaining the relationship between transformational leadership and innovative work behavior. In the banking industry, Ariyani & Hidayati (2018) studied the impact of transformational leadership and employee engagement on innovative work behavior. The study adopted a survey questionnaire to collect the required data. There were approximately 378 responses. The study revealed that transformational leadership positively impacted employees' innovative work behavior. Also, it revealed that employee engagement significantly mediates the relationship between transformational leadership and innovative work behavior. Afsar et al. (2019) conducted a study to examine the influence of transformational leadership on innovative work behavior through job crafting as a mediator and knowledge sharing as a moderator variable. The study used a questionnaire survey to collect data from 325 subordinates and 126 supervisors working in the hotel industry. The study confirmed that transformational leadership and job crafting significantly influenced employees' innovative work behavior.

Li et al. (2019) conducted a study among 281 multinational organizations in China to investigate the impact of transformational leadership on subordinates' s innovative work behavior through trust in a leader, empowerment, and engagement. The study adopted a survey

questionnaire to collect the data. The study confirmed a significant impact of transformational leadership on followers' innovative work behavior. Both trust in a leader and work engagement played a significant moderator role. Moreover, knowledge sharing significantly moderates the relationship between transformational leadership and innovative work behavior.

In the manufacturing industry, Pradhan & Jena (2019) conducted a study to investigate the effect of transformational leadership on followers' innovative work behavior. The study utilized a survey questionnaire to collect data among two samples working in two different manufacturing organizations in India. Sample I had 349 responses, and Sample II had 539 responses. The study findings from both samples found a significant relationship between transformational leadership and innovative work behavior.

Khan et al. (2020) had an investigation to examine the effect of leadership styles on innovative work behavior with the mediating and moderating roles of organizational culture and organizational citizenship behavior. The study adopted and distributed a survey questionnaire among heads of departments in HEIs in Pakistan. The study collected about 160 responses. The study confirmed that transformational, transactional, and Laisser-Faire leadership had a positive influence on innovative work behavior. Additionally, the study highlighted mediating and moderating effects of organizational culture and organizational citizenship behavior on such a relationship.

Alheet et al. (2021) investigated the influence of transformational, transactional, and Laisser-Faire leadership on innovative work behavior. Additionally, the study found that meaningful work played a significant mediator role between transformational leadership and innovative work behavior. The study collected 461 responses by distributing a survey questionnaire among employees of Al-Ahliyya Amman University. The study found that transformational leadership positively and significantly affected employees' innovative work behavior. On the other hand, the study found that transactional leadership and Laisser-Faire leadership negatively impact employees' innovative work behavior. Based on above mentioned empirical studies that examined the relationship between transformational leadership and innovative work behavior within different contexts, the proposed research hypothesis is:

- **H1:** *There is a significant impact of transformational leadership on employees' innovative work behavior in Omani HEIs at level ($\alpha \leq 0.05$).*

2.8 Relationship between Transformational Leadership and Innovative Work Behavior with Mediating Role of Knowledge Sharing

Knowledge sharing is the practice of employees in an organization sharing knowledge to develop new and valuable knowledge for each other (Van Den Hooff & Ridder, 2004). Knowledge sharing is a critical aspect that has an evident and significant effect on an organization's success and performance (Wang & Wang, 2012a). On the other hand, promoting knowledge sharing processes in an organization is problematic because it only arises and performs well under proper conditions (Bartol & Srivastava, 2002). Accordingly, Lee et al. (2010) confirmed that leadership has overt effects on the level of knowledge sharing in an organization. Specifically, by building a set of values, assumptions, and beliefs relating to knowledge, transformational leaders create a supportive culture of knowledge that shapes employee behavior toward practicing knowledge activities and participating in knowledge management processes (Ribiere & Sitar, 2003).

Since transformational leadership plays a significant role in promoting knowledge sharing, this topic has attracted the attention of many researchers. Al-husseini & Elbeltagi (2018) investigated the effect of transformational leadership on knowledge sharing. The study adopted a survey questionnaire to collect the required data. Two hundred and fifty usable responses were collected from employees in HEIs in Iraq. The study confirmed that there was a significant and positive effect of transformational leadership on knowledge sharing process. Son et al. (2020) conducted a study to examine the relationship between transformational leadership and knowledge sharing and their role in the performance of Chinese organizations. They adopted a survey questionnaire to collect the required data and confirmed through their analysis and study findings that transformational leadership significantly impacted knowledge sharing.

Furthermore, researchers conducted studies in manufacturing, services, and business context and confirmed transformational leadership's significant impact on knowledge sharing (Kim & Park, 2020; Phong & Son, 2020). The research has extended by Al-Husseini et al. (2021) to investigate the associations between transformational leadership, knowledge sharing, and innovation HEIS. The study adopted a survey questionnaire to collect the data; approximately, there were 251 usable responses. The study findings found that transformational leadership significantly and positively impacted innovation. Interestingly, the study found that knowledge sharing play positively mediates the relationship between transformational leadership and innovation.

The knowledge-based view recognizes knowledge as a significant organizational resource and a critical component of organizational innovation (Okoronkwo & Grant, 1996). Employee knowledge, skills, and experiences in value creation are essential in order to innovate (Wang & Wang, 2012b). Because knowledge is embedded in individuals, it is vital to share it across organizational members to build new routines to assist in problem-solving (von Krogh et al., 2012). Accordingly, knowledge sharing is considered to be a vital determinant for innovative work behavior (Kuo et al., 2014). Kim & Park (2017) and Nguyen et al. (2019) reported and confirmed that knowledge sharing had a significant relationship with innovative work behavior. In the telecommunication industry, Akram et al. (2020) conducted a study in China and revealed a significant relationship between knowledge sharing and innovative work behavior. Nguyen et al. (2020) investigate the impact of knowledge sharing on innovative work behavior among employees in Pakistan. The study confirmed that knowledge sharing had a direct and significant influence on employees' innovative work behavior. In sum, the following research hypothesis proposed are:

- **H2:** *There is a significant impact of transformational leadership on knowledge sharing of employees in Omani HEIs at level ($\alpha \leq 0.05$).*
- **H5:** *Knowledge sharing directly and positively affects employees' innovative work behavior in Omani HEIs at level ($\alpha \leq 0.05$).*
- **H8:** *There is a significant mediation impact of knowledge sharing on relationship between transformational leadership and employees' innovative work behavior in Omani HEIs at level ($\alpha \leq 0.05$).*

2.9 Relationship between Transformational Leadership and Innovative Work Behavior with Mediating Role of Motivation to Learn

Motivation to learn is a significant determinant of numerous indicators of training effectiveness, such as improved training satisfaction, higher self-efficacy, higher willingness to impart learned and trained skills, and improved declarative knowledge (Colquitt et al., 2000). Likewise, transformational leadership augments employee attitudes and performance, primarily through its motivating impacts (Avolio et al., 1999). Subsequently, Smy et al., (2016) conducted a study in military context to examine the influence of perceived transformational leadership on trainee motivation to learn. The study adopted a survey questionnaire to gather the required data. The study findings found that perceived transformational leadership significantly affects the trainee's motivation to learn. In the education context, a review for

research papers on the effect of transformational leadership on teacher job satisfaction, motivation to learn, trust in leader, and commitment. The scholars confirmed that transformational leaders positively impacted teachers' willingness and motivation to learn (Menon & Ioannou, 2016). The scholars extended the research and confirmed that transformational leaders are raising intrinsic motivation of employees, and thereby, employee motivation affects their decision to engage or not in innovative activities (Zuraik & Kelly, 2019). Employee engagement in innovative activities results in innovative behavior in which employees go beyond individual tasks to interact with colleagues, make suggestions to improve the organization and work to augment the organization's position in the external environment (Venkoba, 2016).

Employees' innovative behavior is a significant factor in determining organizational competitive advantage (Liu, 2017). Psychological drivers that permit and promote individual innovative behavior are of major interest to scholars and practitioners (Amabile, 1988; Scott & Bruce, 1994). Researchers have consistently believed that motivation to learn is a significant driver of innovative behavior (Montani et al., 2014). Employees motivated to learn are keener to put in an effort based on their curiosity and desire to learn (Ryan & Deci, 2000). Hence, motivation to learn is viewed as one of the key determinants for innovative work behavior (Shalley et al., 2004). Accordingly, different empirical studies conducted to examine the relationship between innovative work behavior and learning motivation. Yu et al. (2018) investigate the effect of motivation to learn on innovative work behavior by highlighting the moderator effect of transfer climate and motivation to transfer. The study adopted a survey questionnaire and collected about 606 usable responses. The study confirmed that motivation to learn and transfer climate significantly impacted innovative work behavior. Afsar & Umrani (2019) conducted a study to examine the influence of transformational leadership on employees' innovative work behavior by highlighting the mediation role of motivation to learn and the moderating role of task complexity and innovation climate. The study collected about 338 responses by distributing a questionnaire among service and manufacturing firms employees. The study confirmed the significant relationship between innovative work behavior and motivation to learn. Furthermore, it confirmed the positive mediation role of motivation to learn on the relationship between transformational leadership and innovative work behavior. Therefore, this study proposes the following hypothesis based on theoretical assumptions and previous research evidence:

- **H3:** *There is a significant impact of transformational leadership on employees' motivation to learn in Omani HEIs at level ($\alpha \leq 0.05$).*
- **H6:** *Motivation to learn significantly influences employees' innovative work behavior in Omani HEIs at level ($\alpha \leq 0.05$).*
- **H9:** *There is a significant mediation effect of motivation to learn on relationship between transformational leadership and employees' innovative work behavior in Omani HEIs at level ($\alpha \leq 0.05$).*

2.10 Relationship between Transformational Leadership and Innovative Work Behavior with Mediating Role of High-Performance Work System

Any organization's primary concern is to provide a safe working environment through employee inspiration, encouragement, incentives, and sharing. From an organizational perspective, managing employees and their expertise is vital in attaining the organization's strategic goals (Salampasis et al., 2015; Salman et al., 2020). Thus, leadership and human capital are important for the organization (Cillo et al., 2019; Del Giudice et al., 2018). Leroy et al. (2018) revealed that HRM practices and leadership interact from various perspectives when it comes to managing people at work. In particular, leadership is responsible for understanding, predicting, and controlling the personal and interpersonal dynamics of the organization's employees and how they influence each other (Peter G Northouse, 2021). In contrast, HRM practices focus on how the firm's system and processes affect the employees on a larger scale (Lievens, 2015). Specifically, transformational leaders motivate their followers, build trust, and improve the information and knowledge sharing process, making it the most recommended approach among firms looking for higher performance mechanisms (Boehm et al., 2015). Also, such leaders need HR practices to support their leadership; those transformational leaders positively influence the HR practices adoption and implementation (Pemula, 2017).

In line with above, different scholars investigate the relationship between HPWS and transformational leadership. Imran et al. (2020) investigated the influence of transformational leadership and HPWS on job performance. By distributing a survey questionnaire among a purposive sample of employees working in service organizations, the study collected about 400 responses. The study findings revealed that transformational leadership significantly affects HPWS and job performance. Ehrnrooth et al., (2021) conducted a study to examine how

transformational leadership and HPWS influence employees' attitudes. The scholars distributed a survey questionnaire among five multinational companies. The study confirmed that transformational leadership affects employees' attitudes once it interacts with HPWS.

HPWS influences organizational performance by three main mechanisms: a raise in employees' knowledge and skills, an increase in employees' actions and attitudes, and an increase in employees' motivation for such behaviors. Implementing three mechanisms significantly affects behavior and creativity (Spratt, 1997). It is considered one of the vital factors that are more conducive to the stimulus of employee behavior and innovative work behavior (Boxall, 2012). Escribá-Carda, Balbastre-Benavent, & Teresa Canet-Giner (2017) conducted a study intended to investigate the relationship between employee perceived HPWS and innovative behavior with mediating role of exploratory learning. The study findings demonstrated that HPWS has a significant role in promoting exploratory learning and employee innovative behavior. In the Omani context, Imran & Al-Ansi (2019) conducted a study investigating the effect of HPWS and job engagement on innovative work behavior. The study adopted a survey questionnaire to collect the required data; there were about 260 responses. The study results showed both HPWS and job engagement had a positive and significant impact on employees' innovative work behavior. Husin et al. (2021) examined the impact of HPWS on innovative work behavior through the mediation role of work engagement. The study found through their literature that HPWS significantly affects employees' innovative work behavior and specifically increases when work engagement mediating the relationship. Based on the above literature studies, the following hypothesis are proposed;

- **H4:** *Transformational leadership significantly affects high-performance work system in Omani HEIs at level ($\alpha \leq 0.05$).*
- **H7:** *High-performance work system significantly affects employees' innovative work behavior in Omani HEIs at level ($\alpha \leq 0.05$).*
- **H10:** *There is a significant mediation impact of a high-performance work system on relationship between transformational leadership and employees' innovative work behavior in Omani HEIs at level ($\alpha \leq 0.05$).*

2.11 Summary

After critically reviewing the literature, the researcher intends to discuss and investigate the influence of transformational leadership on employees' innovative work behavior by highlighting the mediation role of multiple factors, namely, knowledge sharing, motivation to learn, and high-performance work system. Table 3 presented all studies investigating the relationship between research variables.

Table 3: Empirical Studies

Reference	Publishing year	Country	Context	Research Problem	Independent Variable	Dependent Variable	Mediator Variable	Moderator Variable	Data Collection Methodology	Data Analysis
(Afsar & Masood, 2018)	2018	Pakistan	Health	To examine the influence of transformational leadership on innovative work behavior through creative self-efficacy, trust in supervisor, and uncertainty avoidance.	Transformational leadership	Innovative work behavior	creative self-efficacy	trust in supervisor, and uncertainty avoidance.	A survey questionnaire	Correlation and hierarchical moderator regression
(Ariyani & Hidayati, 2018)	2018	Indonesia	Bank	To examine the effect of transformational leadership and employee engagement on innovative work behavior.	Transformational leadership	Innovative work behavior	Employee engagement	Not Mentioned	A survey questionnaire	multiple linear regression analysis
(Afsar et al., 2019)	2019	Pakistan	Hospitality	To examine the impact of transformational leadership on	Transformational leadership	Innovative work behavior	Job crafting	Knowledge sharing	A survey questionnaire	partial least square-structure equation

				innovative employee's innovative work behavior through mediating role of job crafting and moderato role of knowledge sharing							modeling (PLS-SEM)
(Li et al., 2019)	2019	China	Pharmaceutical, electronics, and automobile manufacturing industry	To investigate the effect of transformational leadership on innovative work behavior through trust in a leader, empowerment, and work engagement.	Transformational leadership	Innovative Work behavior	Trust in leader and work engagement	Empowerment	A survey questionnaire		SPSS macro process and bootstrapping
(Pradhan & Jena, 2019)	2019	India	Manufacturing industry	To test the effect of transformational leadership on innovative work behavior with mediating role of meaningful work.	Transformational leadership	Innovative work behavior	Meaningful work	Not Mentioned	A survey questionnaire		Confirmatory factor analysis, hierarchical regression analysis, and Sobel test.
(Khan et al., 2020)	2020	Pakistan	Education	To test the effect of transformational, transactional, and Laisser-Faire leadership on innovative work behavior by highlighting the moderator and mediator role of organizational culture and organizational citizenship behavior.	Transformational, transactional and Laisser-Faire leadership	Innovative work behavior	Organizational culture	Organizational citizenship behavior	A survey questionnaire		partial least square-structure equation modeling (PLS-SEM)

(Alheet et al., 2021)	2021	Jordan	Education	To examine leadership styles' impact on employee's innovative work behavior	Transformational, transactional and Laisser-Faire leadership	Innovative work behavior	Not Mentioned	Not Mentioned	A survey questionnaire	Factor analysis, Pearson correlation, and multiple regression
(Al-husseini & Elbeltagi, 2018)	2018	Iraq	Education	To examine the influence of transformational leadership on knowledge sharing in Iraqi HEIs.	Transformational leadership	Knowledge sharing	Not Mentioned	Not Mentioned	A survey questionnaire	Structural equation modeling (SEM)
(Son et al., 2020)	2020	China	Manufacturing and services	To explore the impact of transformational leadership and knowledge sharing on performance of manufacturing and services organizations in China	Transformational leadership	Performance	Knowledge Sharing	Not Mentioned	A survey questionnaire	Analysis of Moment Structures (AMOS)
(Phong & Son, 2020)	2020	Vietnam	Manufacturing and services	To examine the effect of transformational leadership and certain parts of justice on employee knowledge sharing behaviors.	Transformational leadership	Knowledge sharing	Justice on employees	Not Mentioned	A survey questionnaire	Structural equations modeling (SEM)
(Kim & Park, 2020)	2020	Korea	Business	The relationships between transformational leadership, organizational environment, employees' knowledge-sharing	Transformational leadership	Organizational learning	Organizational climate and knowledge sharing	Not Mentioned	A survey questionnaire	Structural equations modeling (SEM)

				behavior, and organizational learning were investigated in this study.						
(Al-Husseini et al., 2021)	2021	Iraq	Education	To examine the relationship between transformational leadership, knowledge sharing, and innovation.	Transformational leadership	Innovation	Knowledge sharing	Not Mentioned	A survey questionnaire	Structural equations modeling (SEM)
(Kim & Park, 2017)	2017	Korea	Not specified	The current study's primary goal is to analyze employee work engagement and its structural links with organizational, procedural justice, employee knowledge sharing, and employee innovative work behavior in depth.	Organizational, procedural justice	Innovative work behavior	Knowledge sharing and work engagement	Not Mentioned	A survey questionnaire	Structural equations modeling (SEM)
(Nguyen et al., 2019)	2019	Vietnam	Telecommunication industry	The study investigates the impact of various factors on knowledge sharing processes, such as trust, enjoyment in helping others, knowledge self-efficacy, management support, and use of information and technology	Trust, enjoyment in helping others, knowledge of self-efficacy, management support, and using information and communication technology	Innovative work behavior	Knowledge sharing	Not Mentioned	A survey questionnaire	Exploration factor analysis (EFA), confirmatory factor analysis (CFA), and structural equation modeling (SEM)

(Akram et al., 2020)	2020	China	Telecommunication industry	This study seeks to determine the impact of organizational justice on employees' innovative work behavior in the Chinese telecommunications sector, while also investigating the mediating role of information sharing between the study's independent and dependent variables.	organizational justice	Innovative work behavior	Knowledge sharing	Not Mentioned	A survey questionnaire	Conformity factor analysis and structural equation modeling (SEM)
(Nguyen et al., 2020)	2020	Pakistan	Not specified	To examine the impact of knowledge sharing on employees' innovative work behavior.	Knowledge sharing	Innovative work behavior	Not Mentioned	Not Mentioned	A survey questionnaire	Ordinary least squares (OLS) regression
(Smy et al., 2016)	2016	United Kingdom	Military	To examine the influence of perceived transformational leadership on trainee motivation to learn	Transformational leadership	Motivation to learn	Valence and instrumentality	Not Mentioned	A survey questionnaire	Structural equation modeling (SEM)
(Menon & Ioannou, 2016)	2016	Not specified	Education	To examine the influence of transformational leadership on teachers' job satisfaction, commitment,	Transformational leadership	Job satisfaction, commitment, motivation to learn, and trust in a leader.	Not Mentioned	Not Mentioned	Review paper	

				motivation to learn, and trust in leaders.						
(Yu et al., 2018)	2018	China	Business	Examine the interactive effect of motivation to learn, transfer climate, and motivation to transfer on innovative work behavior.	Motivation to learn	Innovative work behavior	Not Mentioned	Transfer climate and motivation to transfer	A survey questionnaire	Multiple regression and bootstrapping
(Afsar & Umrani, 2019)	2019	Pakistan	Services and manufacturing industry	To examine the effect of transformational leadership on innovative work behavior by testing mediation and moderation role of motivation to learn, task complexity, and innovation climate.	Transformational leadership	Innovative work behavior	Motivation to learn	Task complexity and innovation climate	A survey questionnaire	Structural equation modeling (SEM)
(Imran et al., 2020)	2020	Oman	Services industry	To test the impact of transformational leadership on job performance with the mediation effect of HPWS.	Transformational leadership	Job performance	HPWS	Not Mentioned	A survey questionnaire	Structural equation modeling (SEM)
(Ehrnrooth et al., 2021)	2021	Finland	Business	Examine the influence of transformational leadership and HPWS on employees' attitudes.	Transformational leadership	Employee's attitude	Not Mentioned	HPWS	A survey questionnaire	Multilevel regression and moderation analyses
(Escribá-Carda, Balbastre-	2017	Spain	Public sector	To examine the effect of perceived HPWS on	HPWS	Innovative behavior	Exploratory learning	Not Mentioned	A survey questionnaire	partial least square-structure

Benavent, & Teresa Canet-Giner, 2017)				innovative employee behavior and exploratory learning.						equation modeling (PLS-SEM)
(Imran & Al-Ansi, 2019)	2019	Oman	Services industry	To examine the impact of HPWS and job engagement on employees' innovative work behavior.	HPWS	Innovative work behavior	Job engagement	Not Mentioned	A survey questionnaire	partial least square-structure equation modeling (PLS-SEM)
(Husin et al., 2021)	2021	Not specified	Not specified	This research aims to investigate the relationship between HPWS and innovative work behavior. This study will also examine the function of job engagement in mediating the relationship between HPWS and innovative work behavior.	HPWS	Work engagement	Innovative work behavior	Not Mentioned	A conceptual paper	-

CHAPTER THREE

RESEARCH METHODOLOGY

3.1 Introduction

The objective of chapter three is to explain and demonstrate the research methodology of this research. It entails a description of the methods that will be implemented in this study: research design, research strategy, population and sampling, data collection, validity and reliability of instrumentation, and statistical methods to be implemented for data analysis. It is essential to highlight here that the key objective of this research is to examine the proposed theoretical research model of transformational leadership's influence on employees' innovative work behavior and to enlighten the mediation effect of knowledge sharing, motivation to learn, and high-performance work system. Hence, this chapter discusses the methodology implemented to answer the research questions outlined in chapter one. The research design is then elaborated, the instrumentation is stated, validity and reliability are discussed, and data analysis methodologies are explained.

3.2 Research Design

This study intends to examine the influence of transformational leadership on employees' innovative work behavior through the mediation role of knowledge sharing, motivation to learn, and HPWS in HEIs in the Sultanate of Oman. The research design describes the procedures the researcher follows when conducting a study and the entire process of data collection, analysis, and interpretation (Richey & Klein, 2014). Research design assists investigators in developing research boundaries by outlining and describing the study setting, examination, context, and other pertinent issues (Plomp, 2013). Accordingly, this research is conceptualized based on a literature review, and thereby, the research hypothesis is developed to support the relationship between research constructs.

Following Sekaran & Bougie (2016), the research design is based on hypothetico-deductive methodologies, which begin with a literature review, theoretical framework development, hypotheses formulation, data collection procedures and analysis. The process starts with an extensive review of different studies, specifically on transformational leadership, innovative work behavior, knowledge sharing, motivation to learn, and HPWS. Through reviewing the literature, a theoretical research framework developed to connect and build a relationship between research variables and the research hypothesis developed accordingly.

Since this study is co-relational, the research setting is non-contrived. The research model is designed based on the positivist approach, in which the data collected is analysed, and then research hypotheses are tested (Park et al., 2020). The data was collected by distributing self-administrative questionnaire among employees working in Omani HEIs. Because this study is based on predictive variables, it invites individuals to participate as units of analysis (Sekaran & Bougie, 2016). Finally, the study time is chosen as a cross-sectional that only needs to be conducted once to collect data. Table 4 summarizes the steps followed in research design.

Table 4: Research Design

The purpose of research	Research hypothesis Testing
Type of investigation	Correlational investigation
Study setting	Non- contrived
Units of Analysis	Individual
Time horizon	Cross-sectional

3.3 Research Strategy

Research strategy refers to guidelines and procedures to be followed and implemented to accomplish research objectives. The most prevalent research methodologies are experiments, surveys, case studies, grounded theory, action research, and archival research (Bell et al., 2022). Saunders et al. (2009) contended that the survey is the most extensively utilized method of data collecting in business and management research of all of these research strategies. Thus, since this research is quantitative and hypothetic deductive, a survey is selected as a research strategy.

Survey strategy is selected for different reasons. The survey strategy allows to gather of quantitative data, and thereby data will be analyzed more statistically (Larsson, 1993). Additionally, when the research selected sample is rational, the survey is the most lower-cost strategy used to make general inferences for the entire population (McLafferty, 2003). The survey is quite simple to grasp from an operational perspective and gives the researcher a simple method of dealing with quantitative data (Kumar, 2018). Self-administered and interviewer-completed questionnaire are the two most common survey data-gathering methods (Saunders et al., 2009). For this research, an online self-administrative questionnaire is selected as a data collection strategy.

3.4 Data Collection

There are two main data sources in research: primary and secondary (Sekaran & Bougie, 2016). This research used both data collections to understand comprehensively and prove the relationship between transformational leadership and employees' innovative work behavior.

3.4.1 Secondary Data

This research collects and reviews different papers conducted within different contexts to get a comprehensive picture and knowledge of the research problem and expand and develop a theoretical framework. The research papers reviewed in the literature review chapter were found in the following databases: Google Scholar, IEEE, Emerald, and ScienceDirect. The research in the databases mentioned above was based on keywords such as leadership, transformational leadership, knowledge sharing, motivation to learn, human resources management, high-performance work system, and higher education institutions. The papers were reviewed firstly for each variable specifically. Then papers were reviewed to identify a relationship between research constructs, and thereby theoretical framework and research hypothesis were developed.

3.4.2 Primary Data

An online self-administrative questionnaire was selected to gather the primary data. To ensure the reliability and validity of survey questionnaire, some principles in questionnaire development must be followed (De Vaus & de Vaus, 2013).

3.4.2.1 Development of Survey Questionnaire

In terms of the questionnaire form, a closed-ended questionnaire was developed. Then, numerical rating scales were adopted for participants to rate and reflect their perspectives. All responses were made using a seven-point Likert scale (1= 'strongly disagree' and 7 = 'strongly agree'). In terms of questionnaire content, items from past studies have been adopted in the research questionnaire. While in term of wording, both English and Arabic were used to develop the questionnaire items. Following that, the Arabic version of the questionnaire was distributed to the participants. As demonstrated in Table 5, the measurement items for transformational leadership and innovative work behavior consist of seven and nine items, respectively. Knowledge sharing, motivation to learn, and HPWS include four, four, and twenty-one items, respectively. These items were adopted from Carless et al., (2000); Janssen, (2000); Noe & Schmitt, (1986); Takeuchi et al., (2007); VandeWalle, (1997) studies.

Table 5: Adopted Measurements

Constructs	Statements	Reference
Transformational Leadership	TL1: Communicates a clear and positive vision of the future.	(Carless et al., 2000)
	TL2: Treats staff as individuals, supports and encourages their development.	
	TL3: Supportive Leadership gives encouragement and recognition to staff.	
	TL4: Fosters trust, involvement, and cooperation among team members.	
	TL5: Encourages thinking about problems in new ways and questions assumptions.	
	TL6: Is clear about his/her values and practices what he/she preaches.	
	TL7: Installs pride and respect in others and inspires me by being highly competent.	
Innovative Work Behavior	IWB1: I try to create new ideas for difficult issues and find the e-learning system to be useful in my learning.	(Janssen, 2000)
	IWB2: I search out new working methods, techniques, or instruments.	
	IWB3: I try to generate original solutions for problems.	
	IWB4: I try to mobilize support for innovative ideas.	
	IWB5: I acquire approval for innovative ideas.	
	IWB6: I try making important organizational members enthusiastic about innovative ideas.	
	IWB7: I try transforming innovative ideas into useful applications.	
	IWB8: I introduce innovative ideas into the work environment in a systematic way.	
	IWB9: I evaluate the utility of innovative ideas.	
Knowledge Sharing	KS1: My university has processes for transferring organizational knowledge to employees.	(Nielsen et al., 2011)
	KS2: My university has processes for distributing knowledge among our business partners.	
	KS3: My university has a standardized reward system for sharing knowledge.	
	KS4: My university has processes for distributing knowledge throughout the organization.	
Motivation to Learn	MTL1: I am motivated to learn the skills emphasized in the job.	(R. A. Noe & Schmitt, 1986; VandeWalle & Cummings, 1997)
	MTL2: I will try to learn as much as I can from my job.	
	MTL3: I am willing to exert considerable effort in my job to improve my skills.	
	MTL4: I often look for opportunities to develop new skills and knowledge.	
	HPWS1: Employees are involved in job rotation.	

High-Performance Work System	HPWS2: Employees are empowered to make decisions.	(Takeuchi et al., 2007)
	HPWS3: Jobs are designed around their individual skills and capabilities.	
	HPWS4: Selection is comprehensive (uses interviews, tests, etc.).	
	HPWS5: Selection emphasizes their ability to collaborate and work in teams.	
	HPWS6: Selection involves screening many job candidates.	
	HPWS7: Selection focuses on selecting the best all-around candidate, regardless of the specific job.	
	HPWS8: Selection emphasizes promotion from within.	
	HPWS9: Selection places priority on their potential to learn (e.g., aptitude).	
	HPWS10: Training is continuous.	
	HPWS11: Training programs are comprehensive.	
	HPWS12: Training programs strive to develop firm-specific skills and knowledge.	
	HPWS13: The training programs emphasize on-the-job experiences.	
	HPWS14: Performance is based on objective, quantifiable results.	
	HPWS15: Performance appraisals include management by objective with mutual goal setting.	
	HPWS16: Performance appraisals include developmental feedback.	
	HPWS17: Incentives are based on team performance.	
	HPWS18: Compensation packages include an extensive benefits package.	
	HPWS19: Our compensations include high wages.	
	HPWS20: The incentive system is tied to skill-based pay.	
	HPWS21: Our compensation is contingent on performance.	

3.5 Population and Sampling

The population is a collection of all individuals, whereas the sample is defined as a population subset. Because the researcher could not cover the entire population in a positivist approach, sampling is critical for an empirical investigation (Sekaran & Bougie, 2016). These samples have the potential to be representative of the entire target population. In this research, the target population is employees working in Oman's HEIs. The targeted sample in this study indicates the individuality of each HEIs employee as a unit of analysis. A Non-random sampling technique was adopted in this research. Specifically, convenience sampling is employed where individuals from the target population who meets specific criteria, such as easy accessibility, availability at a particular time, or willingness to engage and participate, are included in the research (Etikan et al., 2016).

3.6 Instrumentation

An instrument is a tool used to collect data from participants. It is conducted via which individuals' opinions are communicated. In more precise term, an instrument is a tool used to

collect information from individuals. To be credible, the instrument must be assured that it measures the phenomenon it is designed to measure (Kimberlin & Winterstein, 2008). To design the questionnaire, Saunders et al. (2003) proposed three approaches to designing target questions; adopt, adapt questions from existing questionnaires, and develop new questions. They recommend adopting or adapting questions from other questionnaires to test reliability. Adopting and adapting questions increases the likelihood that the terms used in the questions will be known, easy to comprehend, understand, and respond to.

Furthermore, this would help to increase the questionnaire's validity too. Three criteria should be examined and reflected in the final form of the questionnaire to be a good measurement instrument. They are as follows: sensitivity, reliability, and validity.

The instrument of this research is a survey questionnaire. The questionnaire items of this research were adopted from Carless et al., (2000); Janssen, (2000); Noe & Schmitt, (1986); Takeuchi et al., (2007); VandeWalle, (1997) studies. In terms of sensitivity criteria, the survey questionnaire of this research used the Likert scale, which helped to capture the variety of replies more accurately, making it more sensitive to response (Wong et al., 2012).

3.6.1 Reliability and Validity of Instrument

Reliability of a questionnaire refers to the questionnaire's ability to collect data that produce consistent results. Cronbach's alpha is a measure of an instrument's internal consistency. The Cronbach's alpha value ranges from 0 (lack of internal consistency) to 1 (perfect internal consistency). As a result, the closer the value is to one, the greater the item's reliability coefficient and the lower the impact of measurement error on test scores (Heale & Twycross, 2015). While validity is "the extent to which a concept is accurately measured in a quantitative study" (Kimberlin & Winterstein, 2008).

3.6.1.1 Construct Validity of Instrument

Construct validity emphasizes the degree of fit between conceptual and operational definitions. As a result, it assesses the instrument's ability to measure the hypothesis (Smith, 2005). Thus, a Pearson correlation test was employed to test each research construct. According to Tables 6, 7, 8, 9, and 10, all correlation significance level is all below 0.01, which indicate a strong and positive correlation between research items of each construct. The below table demonstrates a Pearson correlation test for transformational leadership, innovative work behavior, knowledge sharing, motivation to learn, and HPWS.

Table 6: Pearson Correlation Coefficient and Significance for Transformational Leadership

		TL1	TL2	TL3	TL4	TL5	TL6	T L7
TL1	Pearson Correlation	1						
	Sig. (2-tailed)							
	N	283						
TL2	Pearson Correlation	.769**	1					
	Sig. (2-tailed)	.000						
	N	283	283					
TL3	Pearson Correlation	.786**	.812**	1				
	Sig. (2-tailed)	.000	.000					
	N	283	283	283				
TL4	Pearson Correlation	.783**	.799**	.807**	1			
	Sig. (2-tailed)	.000	.000	.000				
	N	283	283	283	283			
TL5	Pearson Correlation	.755**	.762**	.789**	.806**	1		
	Sig. (2-tailed)	.000	.000	.000	.000			
	N	283	283	283	283	283		
TL6	Pearson Correlation	.689**	.727**	.737**	.733**	.745**	1	
	Sig. (2-tailed)	.000	.000	.000	.000	.000		
	N	283	283	283	283	283	283	
TL7	Pearson Correlation	.717**	.730**	.732**	.801**	.746**	.780**	1
	Sig. (2-tailed)	.000	.000	.000	.000	.000	.000	
	N	283	283	283	283	283	283	283

** . Correlation is significant at the 0.01 level (2-tailed).

Table 7: Pearson Correlation Coefficient and Significance for Innovative Work Behavior

		IWB1	IWB 2	IWB3	IWB4	IWB5	IWB6	IWB7	IWB8	IWB9
IWB1	Pearson Correlation	1								
	Sig. (2-tailed)									
	N	283								
IWB2	Pearson Correlation	.742**	1							
	Sig. (2-tailed)	.000								
	N	283	283							
IWB3	Pearson Correlation	.704**	.730**	1						
	Sig. (2-tailed)	.000	.000							
	N	283	283	283						
IWB4	Pearson Correlation	.674**	.719**	.709**	1					
	Sig. (2-tailed)	.000	.000	.000						
	N	283	283	283	283					
IWB5	Pearson Correlation	.690**	.678**	.654**	.760**	1				
	Sig. (2-tailed)	.000	.000	.000	.000					
	N	283	283	283	283	283				
IWB6	Pearson Correlation	.666**	.706**	.669**	.767**	.749**	1			
	Sig. (2-tailed)	.000	.000	.000	.000	.000				
	N	283	283	283	283	283	283			
IWB7	Pearson Correlation	.681**	.700**	.652**	.755**	.730**	.768**	1		
	Sig. (2-tailed)	.000	.000	.000	.000	.000	.000			
	N	283	283	283	283	283	283	283		
IWB8	Pearson Correlation	.628**	.650**	.627**	.703**	.730**	.753**	.816**	1	
	Sig. (2-tailed)	.000	.000	.000	.000	.000	.000	.000		
	N	283	283	283	283	283	283	283	283	
IWB9	Pearson Correlation	.615**	.614**	.609**	.691**	.756**	.721**	.749**	.750**	1
	Sig. (2-tailed)	.000	.000	.000	.000	.000	.000	.000	.000	
	N	283	283	283	283	283	283	283	283	283

** . Correlation is significant at the 0.01 level (2-tailed).

Table 8: Pearson Correlation Coefficient and Significance for Knowledge Sharing

		KS1	KS2	KS3	KS4
KS1	Pearson Correlation	1			
	Sig. (2-tailed)				
	N	283			
KS2	Pearson Correlation	.696**	1		
	Sig. (2-tailed)	.000			
	N	283	283		
KS3	Pearson Correlation	.712**	.647**	1	
	Sig. (2-tailed)	.000	.000		
	N	283	283	283	
KS4	Pearson Correlation	.648**	.767**	.670**	1
	Sig. (2-tailed)	.000	.000	.000	
	N	283	283	283	283

** . Correlation is significant at the 0.01 level (2-tailed).

Table 9: Pearson Correlation Coefficient and Significance for Motivation to Learn

		MTL1	MTL2	MTL3	MTL4
MTL1	Pearson Correlation	1			
	Sig. (2-tailed)				
	N	283			
MTL2	Pearson Correlation	.800**	1		
	Sig. (2-tailed)	.000			
	N	283	283		
MTL3	Pearson Correlation	.779**	.848**	1	
	Sig. (2-tailed)	.000	.000		
	N	283	283	283	
MTL4	Pearson Correlation	.707**	.788**	.813**	1
	Sig. (2-tailed)	.000	.000	.000	
	N	283	283	283	283

** . Correlation is significant at the 0.01 level (2-tailed).

Table 10: Pearson's Correlation Coefficient and Significance for HPWS

		HPW S1	HPW S2	HPW S3	HPW S4	HPW S5	HPW S6	HPW S7	HPW S8	HPW S9	HPW S10	HPW S11	HPW S12	HPW S13	HPW S14	HPW S15	HPW S16	HPW S17	HPW S18	HPW S19	HPW S20	HPW S21	
HPW S1	Pearson Correlation	1																					
	Sig. (2-tailed)																						
	N	283																					
HPW S2	Pearson Correlation	.673*	1																				
	Sig. (2-tailed)	.000																					
	N	283	283																				
HPW S3	Pearson Correlation	.639*	.633*	1																			
	Sig. (2-tailed)	.000	.000																				
	N	283	283	283																			
HPW S4	Pearson Correlation	.421*	.591*	.527*	1																		
	Sig. (2-tailed)	.000	.000	.000																			
	N	283	283	283	283																		
HPW S5	Pearson Correlation	.532*	.625*	.683*	.667*	1																	
	Sig. (2-tailed)	.000	.000	.000	.000																		
	N	283	283	283	283	283																	
HPW S6	Pearson Correlation	.499*	.546*	.578*	.634*	.704*	1																
	Sig. (2-tailed)	.000	.000	.000	.000	.000																	
	N	283	283	283	283	283	283																

HPW S7	Pearson Correlation	.436*	.531*	.564*	.647*	.758*	.675*	1												
	Sig. (2-tailed)	.000	.000	.000	.000	.000	.000													
	N	283	283	283	283	283	283	283												
HPW S8	Pearson Correlation	.507*	.569*	.611*	.535*	.609*	.587*	.586*	1											
	Sig. (2-tailed)	.000	.000	.000	.000	.000	.000	.000												
	N	283	283	283	283	283	283	283	283											
HPW S9	Pearson Correlation	.540*	.585*	.613*	.615*	.699*	.597*	.738*	.729*	1										
	Sig. (2-tailed)	.000	.000	.000	.000	.000	.000	.000	.000											
	N	283	283	283	283	283	283	283	283	283										
HPW S10	Pearson Correlation	.562*	.515*	.529*	.475*	.523*	.546*	.454*	.555*	.564*	1									
	Sig. (2-tailed)	.000	.000	.000	.000	.000	.000	.000	.000	.000										
	N	283	283	283	283	283	283	283	283	283	283									
HPW S11	Pearson Correlation	.572*	.503*	.537*	.457*	.476*	.532*	.394*	.556*	.507*	.852**	1								
	Sig. (2-tailed)	.000	.000	.000	.000	.000	.000	.000	.000	.000	.000									
	N	283	283	283	283	283	283	283	283	283	283	283								
HPW S12	Pearson Correlation	.542*	.546*	.528*	.516*	.520*	.512*	.500*	.614*	.583*	.795**	.820**	1							
	Sig. (2-tailed)	.000	.000	.000	.000	.000	.000	.000	.000	.000	.000	.000								
	N	283	283	283	283	283	283	283	283	283	283	283	283							
HPW S13	Pearson Correlation	.496*	.512*	.512*	.544*	.538*	.567*	.481*	.620*	.604*	.760**	.759**	.823**	1						
	Sig. (2-tailed)	.000	.000	.000	.000	.000	.000	.000	.000	.000	.000	.000	.000							
	N	283	283	283	283	283	283	283	283	283	283	283	283	283						

HPW S14	Pearson Correlation	.446*	.520*	.496*	.490*	.569*	.507*	.484*	.578*	.564*	.642**	.631**	.728**	.723**	1							
	Sig. (2-tailed)	.000	.000	.000	.000	.000	.000	.000	.000	.000	.000	.000	.000	.000								
	N	283	283	283	283	283	283	283	283	283	283	283	283	283	283							
HPW S15	Pearson Correlation	.419*	.519*	.531*	.546*	.606*	.517*	.526*	.641*	.617*	.620**	.590**	.688**	.710**	.779**	1						
	Sig. (2-tailed)	.000	.000	.000	.000	.000	.000	.000	.000	.000	.000	.000	.000	.000	.000							
	N	283	283	283	283	283	283	283	283	283	283	283	283	283	283	283						
HPW S16	Pearson Correlation	.449*	.538*	.524*	.510*	.561*	.493*	.496*	.608*	.542*	.627**	.649**	.677**	.698**	.725**	.762**	1					
	Sig. (2-tailed)	.000	.000	.000	.000	.000	.000	.000	.000	.000	.000	.000	.000	.000	.000	.000						
	N	283	283	283	283	283	283	283	283	283	283	283	283	283	283	283	283					
HPW S17	Pearson Correlation	.567*	.571*	.542*	.423*	.537*	.485*	.500*	.576*	.547*	.602**	.598**	.638**	.627**	.688**	.625**	.752**	1				
	Sig. (2-tailed)	.000	.000	.000	.000	.000	.000	.000	.000	.000	.000	.000	.000	.000	.000	.000	.000					
	N	283	283	283	283	283	283	283	283	283	283	283	283	283	283	283	283	283				
HPW S18	Pearson Correlation	.544*	.593*	.597*	.443*	.584*	.464*	.478*	.623*	.558*	.580**	.615**	.665**	.650**	.703**	.678**	.744**	.784**	1			
	Sig. (2-tailed)	.000	.000	.000	.000	.000	.000	.000	.000	.000	.000	.000	.000	.000	.000	.000	.000	.000				
	N	283	283	283	283	283	283	283	283	283	283	283	283	283	283	283	283	283	283			
HPW S19	Pearson Correlation	.532*	.505*	.548*	.339*	.460*	.449*	.371*	.520*	.441*	.503**	.563**	.518**	.487**	.487**	.526**	.603**	.648**	.699**	1		
	Sig. (2-tailed)	.000	.000	.000	.000	.000	.000	.000	.000	.000	.000	.000	.000	.000	.000	.000	.000	.000	.000			
	N	283	283	283	283	283	283	283	283	283	283	283	283	283	283	283	283	283	283	283		
HPW S20	Pearson Correlation	.590*	.498*	.614*	.381*	.530*	.485*	.428*	.612*	.545*	.605**	.621**	.572**	.567**	.529**	.578**	.627**	.702**	.716**	.765**	1	
	Sig. (2-tailed)	.000	.000	.000	.000	.000	.000	.000	.000	.000	.000	.000	.000	.000	.000	.000	.000	.000	.000	.000		
	N	283	283	283	283	283	283	283	283	283	283	283	283	283	283	283	283	283	283	283	283	

HPW S21	Pearson Correla tion	.542*	.471*	.580*	.359*	.494*	.445*	.372*	.567*	.497*	.591**	.642**	.566**	.549**	.530**	.524**	.640**	.681**	.710**	.720**	.860**	1
	Sig. (2- tailed)	.000	.000	.000	.000	.000	.000	.000	.000	.000	.000	.000	.000	.000	.000	.000	.000	.000	.000	.000	.000	
	N	283	283	283	283	283	283	283	283	283	283	283	283	283	283	283	283	283	283	283	283	283
**. Correlation is significant at the 0.01 level (2-tailed).																						

3.6.1.2 Content Validity of Instrument

The content validity evaluates how well the variable represents and reflects the contents it attempts to measure. This form of validity assures variable validity and provides readers and researchers confidence in instruments. It measures the degree to which the instrument covers the content it is designed to measure(Lynn, 1986). The survey questionnaire was distributed to the specialists for their review, and then the comments were collected and evaluated.

3.6.1.3 Reliability of Pilot Study

According to the researchers, performing a pilot study would help the researcher in various ways before collecting the final data. It would aid in the modification of the survey if necessary. As a result, the pilot study was utilized to determine the feasibility of a full-scale investigation, determine whether the sample frame and methodologies are effective, and identify logistical issues that may arise when implementing the proposed methods(In, 2017).

According to Browne (1995), the most common sample size used for a pilot study is 30. In this research, a pilot study was conducted on 30 participants selected from the population. Then, a reliability test was executed to examine the reliability of questionnaire items of each research variable. Table 3.6-6 demonstrates the Cronbach alpha results. According to Hair et al., (2006), for the research's instrument to be reliable, it should meet a minimum Cronbach's alpha point of .70 and above. Therefore, Table 11 shows that the Cronbach's alpha of all research contracts is above 0.70. Hence, the reliability test of all research variables is significant. Also, Table 11 shows that the results presented a value of (0.959) for all 45 items, which is a good indicator because it is greater than the accepted percent.

Table 11: Cronbach's Coefficient (α) of Transformational Leadership, Innovative Work Behavior, Knowledge Sharing, Motivation to Learn, and HPWS where N= 30

Research construct	Cronbach's alpha	Number of items
Transformational leadership	0.962	7 items
Innovative work behavior	0.885	9 items
Knowledge sharing	0.881	4 items
Motivation to learn	0.877	4 items
High-performance work system	0.959	21 items
Overall reliability	0.959	45 items

3.7 Statistical Analysis

SPSS ver. 26 was adopted for data analysis. It was employed to determine the demographic profile of the research's participants. As well, it was applied to measure and assess the reliability and validity of the research variables, and after that, it was used to test the research hypotheses using multiple linear regression and Sobel test. For instance, the collected data is statistically analyzed to test and examine the hypotheses, so the research's objectives are accomplished.

3.8 Ethical Consideration

Because social science and business studies deal with human subjects, ethical issues are crucial. Throughout all phases of the research, ethical considerations needed privacy and confidentiality, accuracy, and informed consent(Bell & Bryman, 2007). All ethical requirements would be fulfilled throughout the study stages for this research. All participants would be ensured that their responses would be kept anonymous and confidential. By not include their names on the questionnaires and encoding the data, anonymity and confidentiality are also preserved.

CHAPTER FOUR

DATA ANALYSIS AND RESULTS PRESENTATION

4.1 Introduction

This study aimed to investigate the impact of transformational leadership on employees' innovative work behavior in HEIs in the Sultanate of Oman. More precisely, the study attempted to investigate the mediation influence of knowledge sharing, motivation to learn, and HPWS on the relationship between transformational leadership and innovative work behavior. Consequently, this chapter presents the results of the analysis of the data collected from 283 participants.

Different statistical analyses are conducted to attain the research's objectives and to answer the research's questions. A descriptive analysis was conducted on the research sample, followed by a normality test and correlation analysis. After that, the research examines assumptions required to conduct regression analysis. Thereafter, regression analysis with Sobel test was conducted to examine the research hypothesis.

4.2 Data Collection Process

A theoretical framework was developed after reviewing a wide variety of literature. The relationship between transformational leadership, knowledge sharing, motivation to learn, and HPWS has been proposed as research hypotheses in this study. Also, relationship between the above-mentioned variables with innovative work behavior has been proposed too. The researchers adopted measurement scales to test these hypotheses and developed a survey form. After the development of the survey questionnaire, a pilot study was conducted.

For data collection, the researcher distributed survey questionnaires via internet to employees of HEIs of the Sultanate of Oman. The main reason for selecting the context of the study in HEIs is to investigate the influence of transformational leadership on the employee's innovative work behavior in a different culture like Arab and specifically Gulf culture. Convenience sampling was used to gather data. Before sending out the survey questionnaire, the researcher followed the proper procedure, which included confirming the participants' willingness to participate in the study. All participants were advised that participation was voluntary and might withdraw at any moment. After completing the questionnaire, the researcher created coding for entering the data into the spreadsheet of the Statistical Package for Social Science (SPSS) 26.0 software. The researcher developed a column with each

question from the questionnaire coded with a number and presented in an abbreviated format. Question items were similarly written in the label column. The column's value section was constructed on a scale of "1 to 7", with seven-point choices ranging from strongly disagree to strongly agree.

4.3 Data Screening

One of the most critical processes in obtaining reliable findings is data screening. The key objective is to ensure that all data is input correctly and that any errors can be dealt. In the study's quantitative procedures, the researcher also questioned if the data were normally distributed because data accuracy is essential for analyzing sample responses(Hair et al., 2006). Scholars proposed screening the data for missing data, outliers, linearity, normality, and homoscedasticity(Osborne & Waters, 2002). Thus, this research started with screening out the data.

4.4 Handling of Missing Data

Because of persistent problems in data analysis, missing data is one of the most pervasive concerns that should be addressed first. It frequently happens due to factors such as having a long questionnaire or participants who accidentally leave out questions, as well as error or data operator failure in data entry(Enders, 2010). Dealing with missing data in social science research is vital and essential for researchers since it provides substantial variance due to biases and results generalization(McKnight et al., 2007).

This research conducts missing value analysis through SPSS V.26. Based on test results demonstrates in Table 12, there is no missing data which in turn doesn't cause any problem for research findings.

Table 12: Univariate Statistics

Univariate Statistics							
	N	Mean	Std. Deviation	Missing		No. of Extremes ^a	
				Count	Percent	Low	High
Gender	283	1.51	.501	0	.0	0	0
Social Status	283	1.72	.487	0	.0	0	0
Educational level	283	2.73	.861	0	.0	0	3
Age	283	2.39	.836	0	.0	0	0
Experience	283	2.70	1.114	0	.0	0	0
Current Job	283	4.39	1.477	0	.0	0	0
TL1	283	4.95	1.562	0	.0	11	0
TL2	283	4.97	1.692	0	.0	14	0
TL3	283	4.96	1.694	0	.0	16	0
TL4	283	5.07	1.719	0	.0	13	0
TL5	283	5.06	1.668	0	.0	13	0
TL6	283	4.84	1.735	0	.0	15	0
TL7	283	5.10	1.704	0	.0	11	0
IWB1	283	5.61	1.360	0	.0	11	0
IWB2	283	5.72	1.313	0	.0	9	0
IWB3	283	5.57	1.406	0	.0	10	0
IWB4	283	5.53	1.374	0	.0	13	0
IWB5	283	5.51	1.369	0	.0	10	0
IWB6	283	5.66	1.312	0	.0	11	0
IWB7	283	5.61	1.380	0	.0	13	0
IWB8	283	5.57	1.262	0	.0	8	0
IWB9	283	5.47	1.324	0	.0	23	0
KS1	283	4.70	1.448	0	.0	9	0
KS2	283	4.81	1.476	0	.0	11	0
KS3	283	4.23	1.716	0	.0	0	0
KS4	283	4.71	1.523	0	.0	10	0
MTL1	283	5.79	1.385	0	.0	14	0
MTL2	283	6.06	1.306	0	.0	30	0
MTL3	283	6.05	1.358	0	.0	31	0
MTL4	283	6.01	1.354	0	.0	32	0
HPWS1	283	4.66	1.741	0	.0	21	0
HPWS2	283	4.72	1.621	0	.0	15	0
HPWS3	283	4.68	1.582	0	.0	12	0
HPWS4	283	5.17	1.589	0	.0	12	0
HPWS5	283	4.90	1.537	0	.0	10	0
HPWS6	283	5.11	1.464	0	.0	9	0
HPWS7	283	5.10	1.528	0	.0	8	0
HPWS8	283	4.63	1.734	0	.0	24	0
HPWS9	283	4.84	1.666	0	.0	14	0
HPWS10	283	4.65	1.732	0	.0	0	0
HPWS11	283	4.45	1.760	0	.0	0	0
HPWS12	283	4.71	1.683	0	.0	16	0
HPWS13	283	4.85	1.676	0	.0	17	0
HPWS14	283	4.75	1.599	0	.0	14	0
HPWS15	283	4.78	1.580	0	.0	13	0
HPWS16	283	4.66	1.666	0	.0	20	0
HPWS17	283	4.49	1.809	0	.0	0	0
HPWS18	283	4.38	1.767	0	.0	0	0
HPWS19	283	4.31	1.749	0	.0	0	0
HPWS20	283	4.08	1.881	0	.0	0	0
HPWS21	283	4.18	1.905	0	.0	0	0

4.5 Outliers

Outliers are data points that are extremely distant from most of the other data points. As a result, they usually have a negative impact on substantive interpretations of variable relationships (Osborne & Overbay, 2004). The data were converted to z scores, which in turn helps to identify the outliers that score above +3.29 or less than -3.29 (Tabachnick et al., 2007). Then, descriptive analysis was conducted for z scores, to check data points that are above +3.29 or less than -3.29. According to the results demonstrated below in Table 13, there are 10 data points their minimum z-score are less than -3.29.

Table 13: Univariate Outliers

Descriptive Statistics			
	N	Minimum	Maximum
Zscore(TL1) Communicates a clear and positive vision of the future.	283	-2.52658	1.31418
Zscore(TL2) Treats staff as individuals and supports and encourages their development.	283	-2.34671	1.19841
Zscore(TL3) Supportive Leadership gives encouragement and recognition to staff.	283	-2.33588	1.20548
Zscore(TL4) Fosters trust, involvement, and cooperation among team members.	283	-2.36539	1.12412
Zscore(TL5) Encourages thinking about problems in new ways and questions assumptions.	283	-2.43580	1.16071
Zscore(TL6) Is clear about his/her values and practices what he/she preaches.	283	-2.21550	1.24215
Zscore(TL7) Instills pride and respect in others and inspires me by being highly competent.	283	-2.40488	1.11537
Zscore(IWB1) I try to Create new ideas for difficult issues and find the e-learning system to be useful in my learning.	283	-3.39178	1.02143
Zscore(IWB2) I search out new working methods, techniques, or instruments.	283	-3.59689	.97119
Zscore(IWB3) I try to generate original solutions for problems.	283	-3.24976	1.01790
Zscore(IWB4) I try to mobilize support for innovative ideas.	283	-3.29387	1.07224
Zscore(IWB5) I acquire approval for innovative ideas.	283	-3.29286	1.08902
Zscore(IWB6) I try making important organizational members enthusiastic for innovative ideas.	283	-3.55625	1.01838
Zscore(IWB7) I try transforming innovative ideas into useful applications.	283	-3.34090	1.00611
Zscore(IWB8) I introduce innovative ideas into the work environment in a systematic way.	283	-3.62261	1.13101
Zscore(IWB9) I evaluate the utility of innovative ideas.	283	-3.37805	1.15270

Zscore(KS1) My university has processes for transferring organizational knowledge to employees.	283	-2.55457	1.58837
Zscore(KS2) My university has processes for distributing knowledge among our business partners.	283	-2.57846	1.48674
Zscore(KS3) My university has a standardized reward system for sharing knowledge.	283	-1.88391	1.61214
Zscore(KS4) My university has processes for distributing knowledge throughout the organization.	283	-2.43901	1.50146
Zscore(MTL1) I am motivated to learn the skills emphasized in the job.	283	-3.46035	.87274
Zscore(MTL2) I will try to learn as much as I can from my job.	283	-3.87773	.71710
Zscore(MTL3) I am willing to exert considerable effort in my job to improve my skills.	283	-3.72038	.69725
Zscore(MTL4) I often look for opportunities to develop new skills and knowledge.	283	-3.70069	.73074
Zscore(HPWS1) Employees are involved in job rotation.	283	-2.10429	1.34131
Zscore(HPWS2) Employees are empowered to make decisions.	283	-2.29548	1.40606
Zscore(HPWS3) Jobs are designed around their individual skills and capabilities.	283	-2.32524	1.46751
Zscore(HPWS4) Selection is comprehensive (uses interviews, tests, etc.).	283	-2.62436	1.15205
Zscore(HPWS5) Selection emphasizes their ability to collaborate and work in teams.	283	-2.53995	1.36307
Zscore(HPWS6) Selection involves screening many job candidates.	283	-2.80370	1.29327
Zscore(HPWS7) Selection focuses on selecting the best all-around candidate, regardless of the specific job.	283	-2.68564	1.24220
Zscore(HPWS8) Selection emphasizes promotion from within.	283	-2.09503	1.36544
Zscore(HPWS9) Selection places priority on their potential to learn (e.g., aptitude).	283	-2.30367	1.29820
Zscore(HPWS10) Training is continuous.	283	-2.10939	1.35458
Zscore(HPWS11) Training programs are comprehensive.	283	-1.95898	1.44917
Zscore(HPWS12) Training programs strive to develop firm-specific skills and knowledge.	283	-2.20259	1.36271
Zscore(HPWS13) The training programs emphasize on-the-job experiences.	283	-2.29549	1.28370
Zscore(HPWS14) Performance is based on objective, quantifiable results.	283	-2.34439	1.40752
Zscore(HPWS15) Performance appraisals include management by objective with mutual goal setting.	283	-2.39225	1.40405
Zscore(HPWS16) Performance appraisals include developmental feedback.	283	-2.19890	1.40161
Zscore(HPWS17) Incentives are based on team performance.	283	-1.92807	1.38892

Zscore(HPWS18) Compensation packages include an extensive benefits package.	283	-1.91344	1.48157
Zscore(HPWS19) Our compensations include high wages.	283	-1.89467	1.53512
Zscore(HPWS20) The incentive system is tied to skill-based pay.	283	-1.63579	1.55316
Zscore(HPWS21) Our compensation is contingent on performance.	283	-1.66773	1.48222

4.6 Reliability and Validity of Research Instruments

The reliability of an instrument, including Cronbach's alpha, which ensures that research measurements are free from error and hence provide consistent results, can be used to assess the content validity of a questionnaire (Mohajan, 2017). The researcher used Cronbach's alpha to examine the instrument's reliability. According to the analysis' outputs illustrated in Table 14, the overall Cronbach's alpha is above the recommended threshold ($\alpha = 0.70$). Accordingly, the research variable are valid and reliable (Kimberlin & Winterstein, 2008).

Table 14: Cronbach's Coefficient (α) of Transformational Leadership, Innovative Work Behavior, Knowledge Sharing, Motivation to Learn, and HPWS where N= 283

Research construct	Cronbach's alpha	Number of items
Transformational leadership	0.957	7 items
Innovative work behavior	0.955	9 items
Knowledge sharing	0.897	4 items
Motivation to learn	0.937	4 items
High-performance work system	0.966	21 items
Overall reliability	0.973	45 items

4.7 Descriptive Analysis

Table 15 illustrates the category frequencies of demographic characteristics, including gender, social status, education level, age, experience, and current employment for a sample of 283 employees from Oman's HEIs.

Table 15: Descriptive Analysis of Research Respondents

Variable	Category	Frequency	Percentage
Gender	Female	143	50.5%
	Male	140	49.5%
Social Status	Single	84	29.7%
	Married	194	68.6%
	Other	5	1.8%
Education Level	PhD or above	27	9.5%
	Master	68	24.0%
	Bachelor	144	50.9%
	Diploma	41	14.5%
	High School	3	1.1%
Age	Less than 25 years	32	11.3%
	From 25 years to 35 years	143	50.5%
	From 35 years to 45 years	75	26.5%
	45 years or above	33	11.7%
Experience	Less than 1 year	57	20.1%
	From 1 year to 5 years	60	21.2%
	From 5 years to 10 years	78	27.6%
	10 years or above	88	31.1%
Current Job	General director/ General assistant director	5	1.8%
	Director/ Assistant director	19	6.7%
	Administrator	86	30.4%
	Head of department	26	9.2%
	Engineer/ Technician	46	16.3%
	Academic	101	35.7%

According to the above table, female respondents made up 50.5 % of the overall sample size (n = 143) while 49.5 % (n = 140) of the respondents were male. As for the participants' social status, it was presented that the majority of them (68.6%, n = 194) were marrieds, followed by 29.7% (n = 84) who have been single. Moreover, the table for respondents' education level reveals that slightly more than half (50.9 %, n = 144) of respondents had a bachelor's degree, while 24.0 % (n = 68) and 14.5 % (n = 41) had their master's and diploma, respectively. A further 9.5 % (n = 27) had holds a PhD, whereas 1.1 % (n = 3) only had a high school qualification. As for the respondents' age, Table 15 shows that the vast majority of them (50.5 %, n = 143) were between the ages of 25 to 30 years, and 26.5 %, n = 75, were between the ages of 35 to 45 years. Additionally, the findings indicate that 11.7 % (n = 33) were 45 years of age at least and 11.3 % (n = 32) were under 25 years. Regarding the participants' experience

level, the majority (31.1 %, n = 88) have at least 10 years of work experience, followed by 27.6 % (n = 78) who have between 5 and 10 years of experience. In addition, the analysis's findings showed that 21.2 % (n = 60) had experience ranging from 1 to 5 years, while 20.1% (n = 57) had experienced less than a year. As for the respondents' occupations, 15 shows that an overwhelming majority of the participants (35.1%, n = 101) were academics, while 30.4% (n = 86) were administrators. Furthermore, the analysis indicated that 16.3% of the participants (n = 46) were engineer or technicians, 9.2% (n = 26) were head of department, while 6.7% (n = 19) were assistant director or director. Nonetheless, only 1.8% of the participants (n = 5) were general directors or general assistant directors.

4.8 Normality Test

It is common practice to use normality tests to analyze the distribution of a data collection and determine the likelihood that a random variable underlying the data set is normally distributed. Skewness and kurtosis analysis were used to determine whether the used data were normal. The values for skewness and kurtosis can be either positive, negative, or undefinable. However, it argued that a value of +1.96 or -1.96 is sufficiently close to zero to be considered when considering data to be normally distributed. If the sample size is large, it is a good idea to look at the shape of the distribution rather than using formal inference tests to assess the significance of skewness and kurtosis. Conventional but conservative (.01 or .001) alpha levels are employed with small to intermediate samples (Lumley et al., 2002).

Furthermore, Kolmogorov-Smirnov and Shapiro-Wilk tests can be performed to determine whether the data is normal. These tests compare the sample's scores to a set of scores that have the same mean and standard deviation and are normally distributed. (Razali & Wah, 2011).

Table 16 demonstrates that Kolmogorov-Smirnov and Shapiro-Wilk's significance α of transformational leadership, innovative work behavior, knowledge sharing, motivation to learn, and HPWS are not significant. Thus, the data distribution is not normal.

The violation of the normality assumption should not pose serious issues with sample sizes bigger than 50, which suggests that we can employ parametric techniques even when the data are not normally distributed (Elliott & Woodward, 2007; Pallant, 2020). Therefore, regardless results of Kolmogorov-Smirnov and Shapiro-Wilk's significance α , parametric analysis techniques will be implemented.

Table 16: Normality Assessment

Research construct	Mean	Standard Deviation	Kurtosis	Skewness	Kolmogorov-Smirnov significance α	Shapiro-Wilk significance α
Transformational leadership	4.9929	1.50118	-0.005	-0.797	0.000	0.0000
Innovative work behavior	5.5846	1.15346	1.584	-1.218	0.000	0.0000
Knowledge sharing	4.6131	1.34942	-0.217	-0.377	0.000	0.0000
Motivation to learn	5.9797	1.23888	3.537	-1.848	0.000	0.0000
High-performance work system	4.6717	1.29937	-0.613	-0.370	0.009	0.0000

4.9 Correlation Analysis

A common statistical method used to assess how closely the variables are related to one another is correlation analysis. The Pearson's correlation, Kendall correlation, and Spearman correlation are three methods that are frequently used for correlation analysis. The correlation analysis frequently evaluates three factors: significance, strength, and level. The p-value, which must be less than 0.05 in this situation, is used to determine significance in which the p-value is less than 0.05 and so there is a significant relationship between the variables. The degree determines whether connections are positive or negative. Lastly, the coefficient value which ranges from 0 to 1 is used to calculate the strength. Values between 0.1 and 0.4 show a low level of correlation, whereas 0.5 and 0.7 show a medium level of correlation. Values exceeding 0.7, on the other hand, show a more significant correlation (Ezekiel, 1930). The bivariate correlation was conducted in order to examine at the relationships between the independent variable, mediators, and dependent variable (Gogtay & Thatte, 2017).

4.9.1 Correlation Between Transformational Leadership and Innovative Work Behavior

The findings of the correlation analysis are shown in the Table 17. The Pearson Correlation Coefficient between transformational leadership and employees' innovative work behaviors is $r=0.458$, indicating a positive correlation between the two. Additionally, this value shows a strong and positive relationship between transformational leadership and innovative work behavior. The P-value of correlation analysis is 0.000 which in turn indicates the significance of the correlation between the two variables. The strength of association is low, since it falls between 0.1 and 0/4.

4.9.2 Correlation Between Transformational Leadership and Knowledge Sharing

The correlation analysis results presented in the Table 4.9-1 show that Pearson Correlation Coefficient between transformational leadership and knowledge sharing is $r = 0.563$, which implies that the two variables are positively correlated. Further, this value indicates a positive and significant correlation between transformational leadership and knowledge sharing. The correlation is significant at a 1% significance level as the P-value is less than alpha, i.e., $0.000 < 0.01$. Since the r coefficient falls between 0.5 to 0.7, thereby the level of association strength is medium.

4.9.3 Correlation Between Transformational Leadership and Motivation to Learn

Table 4.9-1 demonstrates the correlation analysis results between transformational leadership and motivation to learn. The Pearson Correlation Coefficient between transformational leadership and motivation to learn is $r = 0.494$, which implies that the two variables are positively correlated. The correlation is significant since the significance P-value is 0.000. The strength of association between the two variables is low.

4.9.4 Correlation Between Transformational Leadership and High-Performance Work System

According to Table 4.9-1, the Pearson Correlation Coefficient between transformational leadership and high-performance work system is $r = 0.576$. It implies that correlation between the two variables is positive and significant. Also, it indicates that the level of strength of association is medium. Furthermore, the P-value is 0.000 which indicates and confirms the significance of correlation between them.

4.9.5 Correlation Between knowledge sharing and innovative work behavior

The Pearson Correlation Coefficient between knowledge sharing and innovative work behavior is $r = 0.449$ which in turn implies that the correlation between knowledge sharing and innovative work behavior is positive. Moreover, the strength level of association is low. Additionally, the correlation is significant since the P-value is 0.000.

4.9.6 Correlation Between Motivation to Learn and innovative work behavior

The below table indicates that the Pearson Correlation Coefficient between motivation to learn and innovative work behavior is $r = 0.775$. Thus, the results confirm that the correlation between motivation to learn and innovative work behavior is positive. It indicates also that there is high association between them. Since P-value is 0.000, then the correlation is significant.

4.9.7 Correlation Between High- Performance Work System and innovative work behavior

The results of correlation analysis demonstrated in Table 17, indicates that the Pearson Correlation Coefficient between high-performance work system and innovative work behavior is $r = 0.459$. based on analysis findings, the level of strength is low. Furthermore, the P-value is 0.000 which signifies and confirm the significance of correlation between them.

Table 17: Pearson Correlation Analysis

Correlations						
		Transformational leadership	Innovative work behavior	Motivation to learn	Knowledge sharing	High-performance work system
Transformational leadership	Pearson Correlation	1				
	Sig. (2-tailed)					
	N	283				
Innovative work behavior	Pearson Correlation	.458**	1			
	Sig. (2-tailed)	.000				
	N	283	283			
Motivation to learn	Pearson Correlation	.494**	.775**	1		
	Sig. (2-tailed)	.000	.000			
	N	283	283	283		
Knowledge sharing	Pearson Correlation	.563**	.449**	.414**	1	
	Sig. (2-tailed)	.000	.000	.000		
	N	283	283	283	283	
High-performance work system	Pearson Correlation	.576**	.459**	.459**	.789**	1
	Sig. (2-tailed)	.000	.000	.000	.000	
	N	283	283	283	283	283

** . Correlation is significant at the 0.01 level (2-tailed).

4.10 Multicollinearity

Multicollinearity is an issue that must be addressed in multivariate analysis. It happens if any independent variable correlates highly with a group of other independent variables. Essentially, two different variables are measuring the same thing, which makes them potentially redundant when measuring a construct (Alin, 2010). Examining the correlation for the independent variables is the most straightforward technique to find collinearity in which a correlation of 0.90 and higher denotes significant collinearity (Hair et al., 2006). Concerning

correlation analysis outcomes indicated in Table 4.9-1, there is no collinearity since all correlation values are less than 0.90. accordingly, the multicollinearity isn't violated.

Further analysis was conducted to check the multicollinearity in SPSS using Tolerance and Variance Inflation Factor (VIF) analysis. The variance inflation factor (VIF) and tolerance are two closely related statistics to detect collinearity in multiple regression. They are based on the R-squared result of regressing a single predictor against every other predictor in the study(O'brien, 2007). There is possible collinearity if the coefficients value of Tolerance is less than 0.1 and the value of VIF is greater than 10(Midi et al., 2010). According to Table 18, the analysis displays that VIF values of research constructs are all below 10, and Tolerance values are all above the cut-off value of 0.100. Therefore, there is no multicollinearity between independent variables.

Table 18: Collinearity Statistics

Model		Collinearity Statistics	
		Tolerance	VIF
1	(Constant)		
	Transformational leadership	.578	1.729
	Motivation to learn	.710	1.409
	Knowledge sharing	.359	2.783
	High-performance work system	.342	2.921

4.11 Normality, Linearity, and Homoscedasticity of Residuals

The terms normality, linearity, and homoscedasticity describe the scoring distribution and the type of relationship that exists between the variables. It asks for a normalized residual plot in multiple regression where the residuals indicate the discrepancies between the measured and predicted scores for the dependent variable. The residuals ought to have a normal distribution. According to the definition of linearity, the residuals should have a linear relationship with the predicted scores for the dependent variable. When all predicted scores for the dependent variable's residuals had the same variance, homoscedasticity was present(Osborne & Waters, 2002).

Regression analysis was conducted to get a normal probability plot (P-P) of the Regression Standardised Residual and the Scatterplot. According to Figure 3, all points are all on a normal

P-P plot as reasonably straight diagonal lines from the bottom left to the top right. Therefore, the residuals have a linear relationship. Additionally, with reference to Figure 5, the scatter plot displays that all residuals points are rectangularly distributed, with most of the scores concentrated in the center. Furthermore, the residuals are normally distributed according to Figure 4.

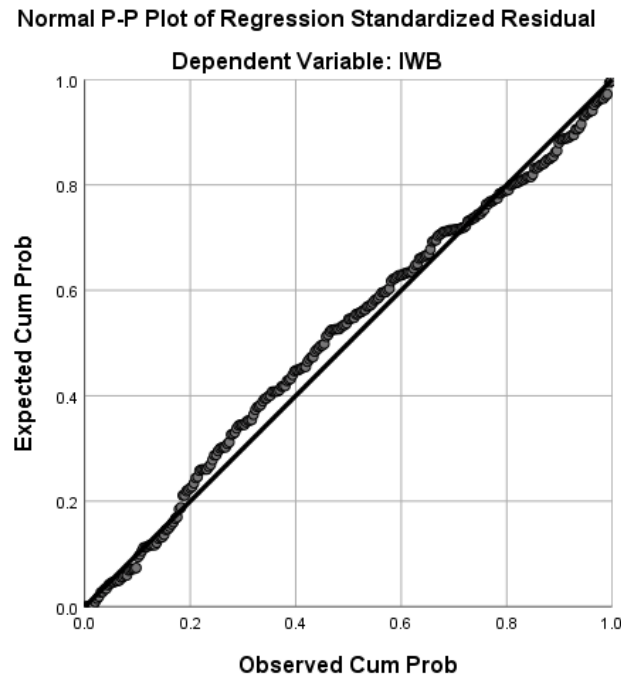


Figure 3: Normal P-P Plot of Regression Standardized Residual

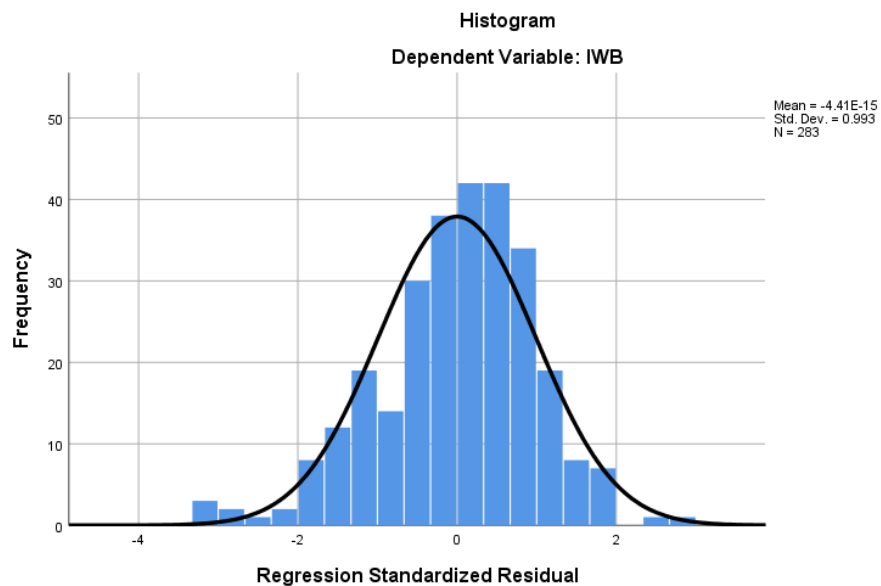


Figure 4: Normal Distribution of Standardized Residual

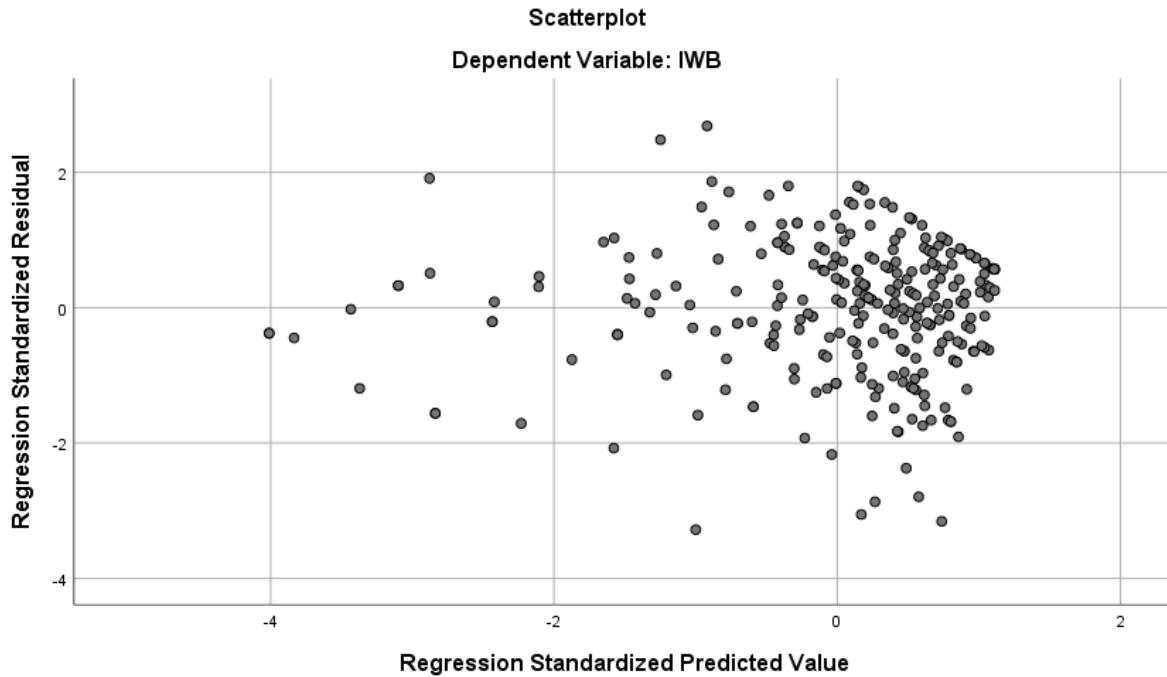


Figure 5: Scatter Plot

4.12 Multiple Regression Analysis

This research intends to investigate the influence of transformational leadership on employees' innovative work behavior. It proposed to know the relationships and significance between transformational leadership and employees' innovative work behavior through the mediation of knowledge sharing, motivation to learn, and HPWS factors. Multiple regression analysis was implemented to examine the influence of independent variables on the dependent variable to investigate the proposed hypothesis. To fully comprehend the statistical results regarding the proposed hypotheses, analysis was carried out independently for each hypothesis.

4.12.1 Direct Relationship Between Transformational Leadership and Innovative Work Behavior

Multiple regression analysis was carried out to investigate whether transformational leadership could significantly predict employees' innovative work behavior. According to Table 19 and 20, the model explained a statistically significant amount of variance in innovative work behavior, $F(1,281) = 74.796$, $P\text{-value} = .000$, $R^2 = 0.21$ and adjusted $R^2 = 0.207$. Furthermore, Table 21 demonstrates that the transformational leadership was significant predictor for innovative work behavior with $\beta = 0.352$, $t(281) = 8.648$ and $p\text{-value} = 0.000$. Consequently, H1 is supported and proved.

Table 19: Model Summary of Regression Analysis for Transformational Leadership and Innovative Work Behavior

Model Summary									
Model	R	R Square	Adjusted R Square	Std. Error of the Estimate	Change Statistics				
					R Square Change	F Change	df1	df2	Sig. F Change
1	.458 ^a	.210	.207	1.02690	.210	74.796	1	281	.000

a. Predictors: (Constant), Transformational leadership

Table 20: ANOVA Analysis of Transformational Leadership and Innovative Work Behavior

ANOVA ^a						
Model		Sum of Squares	df	Mean Square	F	Sig.
1	Regression	78.874	1	78.874	74.796	.000 ^b
	Residual	296.320	281	1.055		
	Total	375.193	282			

a. Dependent Variable: Innovative work behavior
b. Predictors: (Constant), Transformational leadership

Table 21: Coefficients of Regression Analysis for Transformational Leadership and Innovative Work Behavior

Coefficients								
Model		Unstandardized Coefficients		Standardized Coefficients	t	Sig.	95.0% Confidence Interval for B	
		B	Std. Error (SE)	Beta			Lower Bound	Upper Bound
1	(Constant)	3.826	.212		18.015	.000	3.408	4.244
	Transformational leadership	.352	.041	.458	8.648	.000	.272	.432

a. Dependent Variable: Innovative work behavior

4.12.2 Relationship Between Transformational Leadership and Knowledge Sharing

Multiple regression analysis was fitted to explain the knowledge sharing based transformational leadership. The overall model explains 31.7% variation of knowledge sharing, and it is significantly useful in explaining it with $F(1,281) = 130.278$, $P\text{-value} = 0.000$ and adjusted $R^2 = 0.314$. With the one-unit increase in transformational leadership, knowledge sharing factor increases by 0.506, which found to be a significant change, $t(281)=11.414$, and $P\text{-value} = 0.000$. Therefore, H_2 is supported. The results are all demonstrated in Table 22, Table 23, and Table 24.

Table 22: Model Summary of Regression Analysis for Transformational Leadership and Knowledge Sharing

Model Summary									
Model	R	R Square	Adjusted R Square	Std. Error of the Estimate	Change Statistics				
					R Square Change	F Change	df1	df2	Sig. F Change
1	.563 ^a	.317	.314	1.11739	.317	130.278	1	281	.000

a. Predictors: (Constant), Transformational leadership

Table 23: ANOVA Analysis of Transformational Leadership and Knowledge Sharing

ANOVA ^a						
Model		Sum of Squares	df	Mean Square	F	Sig.
1	Regression	162.660	1	162.660	130.278	.000 ^b
	Residual	350.846	281	1.249		
	Total	513.507	282			

a. Dependent Variable: Knowledge sharing
b. Predictors: (Constant), Transformational leadership

Table 24: Coefficients of Regression Analysis for Transformational Leadership and Knowledge Sharing

Coefficients								
Model		Unstandardized Coefficients		Standardized Coefficients	t	Sig.	95.0% Confidence Interval for B	
		B	Std. Error (SE)				Beta	Lower Bound
1	(Constant)	2.087	.231		9.032	.000	1.632	2.542
	Transformational leadership	.506	.044	.563	11.414	.000	.419	.593

a. Dependent Variable: Knowledge sharing

4.12.3 Relationship Between Transformational Leadership and Motivation to Learn

A multiple regression analysis was conducted to determine if transformational leadership could significantly predict employees' motivation to learn. Tables 25 and 26 show that the model adequately described the variance in motivation to learn, with $F(1,281) = 90.630$, $p = .000$, $R^2 = 0.244$ and adjusted $R^2 = 0.241$. As well, Table 27 demonstrates that the transformational leadership was significant predictor for motivation to learn with $\beta = 0.408$, $t(281) = 9.520$ and $P\text{-value} = 0.000$. Thus, H3 is supported and proved.

Table 25: Model Summary of Regression analysis for Transformational Leadership and Motivation to Learn

Model Summary									
Model	R	R Square	Adjusted R Square	Std. Error of the Estimate	Change Statistics				
					R Square Change	F Change	df1	df2	Sig. F Change
1	.494 ^a	.244	.241	1.07919	.244	90.630	1	281	.000
a. Predictors: (Constant), Transformational leadership									

Table 26: ANOVA Analysis of Transformational Leadership and Motivation to Learn

ANOVA ^a						
Model		Sum of Squares	df	Mean Square	F	Sig.
1	Regression	105.553	1	105.553	90.630	.000 ^b
	Residual	327.268	281	1.165		
	Total	432.821	282			
a. Dependent Variable: Motivation to learn						
b. Predictors: (Constant), Transformational leadership						

Table 27: Coefficients of Regression Analysis for Transformational Leadership and Motivation to Learn

Coefficients								
Model		Unstandardized Coefficients		Standardized Coefficients Beta	t	Sig.	95.0% Confidence Interval for B	
		B	Std. Error (SE)				Lower Bound	Upper Bound
1	(Constant)	3.945	.223		17.677	.000	3.506	4.384
	Transformational leadership	.408	.043	.494	9.520	.000	.323	.492
a. Dependent Variable: Motivation to learn								

4.12.4 Relationship Between Transformational Leadership and High-Performance Work System

To examine if transformational leadership carries a significant impact on HPWS, multiple linear regression is conducted. The dependent variable HPWS was regressed on predicting variable transformational leadership to test hypothesis H4. Transformational leadership significantly predicted HPWS, $F(1, 281) = 139.601$, $P\text{-value} = 0.000$, which indicates that the transformational leadership can play a significant role in shaping HPWS with ($\beta = 0.499$, $P\text{-value} = 0.000$). Moreover, the $R^2 = 0.332$ depicts that the model explains that 33.2% of the

variance in HPWS is explained by transformational leadership. Therefore, H4 is supported. The below Tables 28, 29, and 30 summarize the findings.

Table 28: Model Summary of Regression Analysis for Transformational Leadership and HPWS

Model Summary									
Model	R	R Square	Adjusted R Square	Std. Error of the Estimate	Change Statistics				
					R Square Change	F Change	df1	df2	Sig. F Change
1	.576 ^a	.332	.330	1.06395	.332	139.601	1	281	.000

a. Predictors: (Constant), Transformational leadership

Table 29: ANOVA Analysis of Transformational Leadership and HPWS

ANOVA ^a						
Model		Sum of Squares	df	Mean Square	F	Sig.
1	Regression	158.028	1	158.028	139.601	.000 ^b
	Residual	318.091	281	1.132		
	Total	476.120	282			

a. Dependent Variable: High-performance work system
b. Predictors: (Constant), Transformational leadership

Table 30: Coefficients of Regression Analysis for Transformational Leadership and HPWS

Coefficients								
Model		Unstandardized Coefficients		Standardized Coefficients	t	Sig.	95.0% Confidence Interval for B	
		B	Std. Error (SE)	Beta			Lower Bound	Upper Bound
1	(Constant)	2.182	.220		9.917	.000	1.749	2.615
	Transformational leadership	.499	.042	.576	11.815	.000	.416	.582

a. Dependent Variable: High-performance work system

4.12.5 Relationship Between Knowledge Sharing and Innovative Work Behavior

An analysis using multiple regression analysis is conducted to identify whether knowledge sharing substantially affects innovative work behavior. Accordingly, the dependent variable innovative work behavior was regressed on the predictor variable knowledge sharing. Knowledge sharing predicted innovative work behavior with $F(1, 281) = 70.794$, $P\text{-value} = 0.000$, which indicates that knowledge sharing can play a substantial role in influencing innovative work behavior with ($\beta = 0.383$, $P\text{-value} = 0.000$). Furthermore, the $R^2 = 0.201$

illustrates that the model explains that 20.1% of the variance in innovative work behavior is explained by knowledge sharing. Based on the results mentioned above, H5 is supported. The below Tables 31, 32, and 33 display the summary of the results.

Table 31: Model Summary of Regression Analysis for Knowledge Sharing and Innovative Work Behavior

Model Summary									
Model	R	R Square	Adjusted R Square	Std. Error of the Estimate	Change Statistics				
					R Square Change	F Change	df1	df2	Sig. F Change
1	.449 ^a	.201	.198	1.03272	.201	70.794	1	281	.000

a. Predictors: (Constant), Knowledge sharing

Table 32: ANOVA Analysis of Knowledge Sharing and Innovative Work Behavior

ANOVA ^a						
Model		Sum of Squares	df	Mean Square	F	Sig.
1	Regression	75.502	1	75.502	70.794	.000 ^b
	Residual	299.691	281	1.067		
	Total	375.193	282			

a. Dependent Variable: Innovative work behavior
b. Predictors: (Constant), Knowledge sharing

Table 33: Coefficients of Regression Analysis for Knowledge Sharing and Innovative Work Behavior

Coefficients								
Model		Unstandardized Coefficients		Standardized Coefficients	t	Sig.	95.0% Confidence Interval for B	
		B	Std. Error (SE)	Beta			Lower Bound	Upper Bound
1	(Constant)	3.816	.219		17.422	.000	3.385	4.247
	Knowledge sharing	.383	.046	.449	8.414	.000	.294	.473

a. Dependent Variable: Innovative work behavior

4.12.6 Relationship Between Motivation to Learn and Innovative Work Behavior

A multiple linear regression analysis is carried out to determine if the motivation to learn directly influences innovative work behavior. As a result, the predictor variable motivation to learn was regressed on the dependent variable inventive work behavior. Motivation to learn significantly predicted innovative work behavior with $F(1, 281) = 423.528$, $P\text{-value} = 0.000$, which in turn indicates that motivation to learn can play a significant role in

influential innovative work behavior with ($\beta = 0.722$, P-value = 0.000). Besides, the $R^2 = 0.601$ demonstrates that the model explains that the motivation to learn factor explains 60.1% of the variance in innovative work behavior. The findings as mentioned above support H6. The results are summarized below in Tables 34, 35, and 36.

Table 34: Model Summary of Regression Analysis for Motivation to Learn and Innovative Work Behavior

Model Summary									
Model	R	R Square	Adjusted R Square	Std. Error of the Estimate	Change Statistics				
					R Square Change	F Change	df1	df2	Sig. F Change
1	.775 ^a	.601	.600	.72976	.601	423.528	1	281	.000
a. Predictors: (Constant), Motivation to learn									

Table 35: ANOVA Analysis of Motivation to Learn and Innovative Work Behavior

ANOVA ^a						
Model		Sum of Squares	df	Mean Square	F	Sig.
1	Regression	225.548	1	225.548	423.528	.000 ^b
	Residual	149.645	281	.533		
	Total	375.193	282			
a. Dependent Variable: Innovative work behavior						
b. Predictors: (Constant), Motivation to learn						

Table 36: Coefficients of Regression Analysis for Motivation to Learn and Innovative Work Behavior

Coefficients								
Model		Unstandardized Coefficients		Standardized Coefficients	t	Sig.	95.0% Confidence Interval for B	
		B	Std. Error (SE)				Beta	Lower Bound
1	(Constant)	1.268	.214		5.920	.000	.846	1.690
	Motivation to learn	.722	.035	.775	20.580	.000	.653	.791
a. Dependent Variable: Innovative work behavior								

4.12.7 Relationship Between High-Performance Work System and Innovative Work Behavior

Multiple linear regression analysis performed to assess whether the HPWS directly influences innovative work behavior. As a result, the dependent variable innovative work behavior regressed on the predictor variable HPWS. With $F(1, 281) = 94.748$, P-value = 0.000,

HPWS significantly predicted innovative work behavior, indicating that HPWS can play a significant role in influencing innovative work behavior with ($\beta = 0.407$, P-value = 0.000). Moreover, the $R^2 = 0.211$ demonstrates that the model explains that 21.1% of the variance in innovative work behavior is explained by HPWS factor. According to the results, H7 is supported. Tables 37, 38, and 39 summarize the findings.

Table 37: Model Summary of Regression Analysis for HPWS and Innovative Work Behavior

Model Summary									
Model	R	R Square	Adjusted R Square	Std. Error of the Estimate	Change Statistics				
					R Square Change	F Change	df1	df2	Sig. F Change
1	.459 ^a	.211	.208	1.02668	.211	74.948	1	281	.000

a. Predictors: (Constant), High-performance work system

Table 38: ANOVA Analysis of HPWS and Innovative Work Behavior

ANOVA ^a						
Model		Sum of Squares	df	Mean Square	F	Sig.
1	Regression	79.001	1	79.001	74.948	.000 ^b
	Residual	296.193	281	1.054		
	Total	375.193	282			

a. Dependent Variable: Innovative work behavior
b. Predictors: (Constant), High-performance work system

Table 39: Coefficients of Regression Analysis for HPWS and Innovative Work Behavior

Coefficients								
Model		Unstandardized Coefficients		Standardized Coefficients	t	Sig.	95.0% Confidence Interval for B	
		B	Std. Error (SE)	Beta			Lower Bound	Upper Bound
1	(Constant)	3.682	.228		16.138	.000	3.233	4.131
	High-performance work system	.407	.047	.459	8.657	.000	.315	.500

a. Dependent Variable: Innovative work behavior

4.13 Mediation Analysis

This research intends to test the mediation effects of knowledge sharing, motivation to learn, and HPWS in the relationship between transformational leadership and innovative work behavior. Mediation is identified as when the following four conditions are met: (1) the independent variable significantly affects the mediator; (2) the independent variable significantly affects the dependent variable without the mediator; (3) the mediator has a significantly unique effect on the dependent variable; and (4) the effect of the independent variable on the dependent variable decreases when the mediator is included in the model (MacKinnon & Dwyer, 1993). A mediation analysis was performed independently for each hypothesis to fully understand the statistical findings in relation to the proposed hypotheses. In particular, a Sobel test is used to examine the mediation effect of the hypothesis mentioned above. The test is a technique used in mediation analysis to determine the statistical significance of an indirect influence (Sobel, 1982).

4.13.1 The Mediation Effect of Knowledge Sharing on Transformational Leadership and Innovative Work Behavior Relationship

In order to test the mediation effect of knowledge sharing, a regression analysis was conducted to test and check the four conditions are met; (1) transformational leadership significantly influences knowledge sharing; (2) transformational leadership significantly influences innovative work behavior without including knowledge sharing; (3) knowledge sharing has a significant impact on innovative work behavior; and (4) the effect of transformational leadership on the innovative work behavior decreases when the knowledge sharing is involved in the model.

Table 24 shows that transformational leadership influence significantly the employee's knowledge sharing with ($\beta = 0.506$, $SE = 0.044$, $P\text{-value} = 0.000$), which indicates met the first condition. Furthermore, Table 21 reveals that the transformational leadership was significant influencer for innovative work behavior with ($\beta = 0.352$, $SE = 0.041$, $P\text{-value} = 0.000$) that proves condition two. With reference to Table 33, knowledge sharing significantly affects innovative work behavior with ($\beta = .383$, $SE = 0.046$, $P\text{-value} = 0.000$), which meets the third condition. For the fourth condition, both transformational leadership and transformational leadership examine as predictors of innovative work behavior. According to table 40 and Table 41, about 26.3% of the variation of innovative work behavior is explained by transformational leadership and knowledge sharing with $P\text{-value} = 0.000$. Table 42 demonstrates that both

transformational leadership and knowledge sharing are considered as significant predictors for innovative work behavior with ($\beta = 0.232$, $SE = 0.048$, $P\text{-value} = 0.000$) and ($\beta = .238$, $SE = 0.053$, $P\text{-value} = 0.000$) respectively. Therefore, the fourth condition is met since β coefficient of transformational leadership was 0.352 before mediation intervention, which reduced to be $\beta = 0.232$ in the presence of knowledge sharing.

Table 40: Model Summary of Regression Analysis for Transformational Leadership, Knowledge Sharing, and Innovative Work Behavior

Model Summary									
Model	R	R Square	Adjusted R Square	Std. Error of the Estimate	Change Statistics				
					R Square Change	F Change	df1	df2	Sig. F Change
1	.513 ^a	.263	.258	.99352	.263	50.052	2	280	.000

a. Predictors: (Constant), Knowledge sharing, Transformational leadership

Table 41: ANOVA Analysis of Transformational Leadership, Knowledge Sharing, and Innovative Work Behavior

ANOVA ^a						
Model		Sum of Squares	df	Mean Square	F	Sig.
1	Regression	98.811	2	49.405	50.052	.000 ^b
	Residual	276.382	280	.987		
	Total	375.193	282			

a. Dependent Variable: Innovative work behavior
b. Predictors: (Constant), Knowledge sharing, Transformational leadership

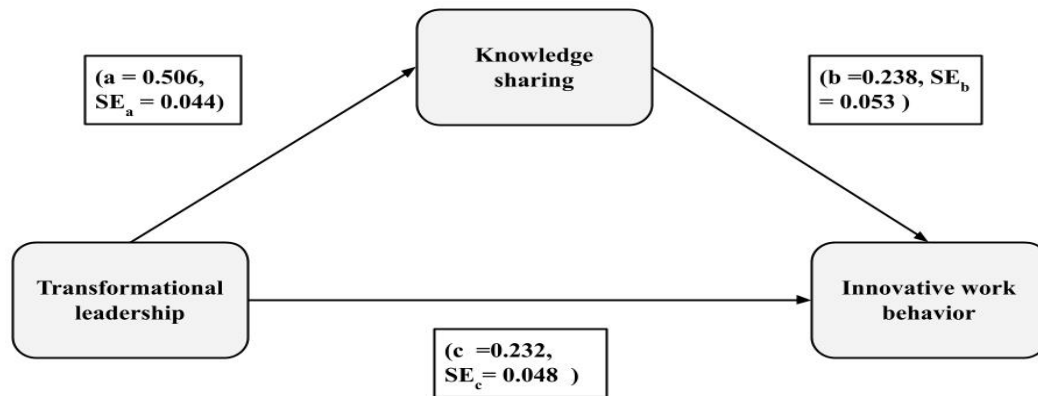
Table 42: Coefficients of Regression Analysis for Transformational Leadership, Knowledge Sharing, and Innovative Work Behavior

Coefficients								
Model		Unstandardized Coefficients		Standardized Coefficients	t	Sig.	95.0% Confidence Interval for B	
		B	Std. Error	Beta			Lower Bound	Upper Bound
1	(Constant)	3.328	.233		14.261	.000	2.869	3.787
	Transformational leadership	.232	.048	.302	4.859	.000	.138	.326
	Knowledge sharing	.238	.053	.279	4.494	.000	.134	.343

a. Dependent Variable: Innovative work behavior

A Sobel test was conducted to test the mediation impact of knowledge sharing on relationship between transformational leadership and innovative work behavior. The

unstandardized regression coefficients β and standard errors are shown in Figure 6. The results of this test confirmed that knowledge sharing has a significant and positive mediation impact on the relationship between transformational leadership and innovative work behavior with ($Z= 4.55315012$, $P\text{-value} = 0.00000528$). Thus, H8 is supported.



Note: a = (unstandardized) regression coefficient for the association between transformational leadership and knowledge sharing; SE_a = standard error of a; b=(unstandardized) regression coefficient for the association between knowledge sharing and innovative work behavior; SE_b = standard error of b; c =(unstandardized) regression coefficient for the association between transformational leadership and innovative work behavior; SE_c= standard error of c

Figure 6: Unstandardized Regression Coefficients and Standard Errors of Transformational Leadership, Knowledge Sharing, and Innovative Work Behavior

4.13.2 The Mediation Effect of Motivation To Learn on Transformational Leadership and Innovative Work Behavior Relationship

Four conditions must be examined to test the mediation influence of motivation to learn. Firstly, transformational leadership significantly influences motivation to learn. Secondly, transformational leadership significantly impacts innovative work behavior without including motivation to learn. Third, motivation to learn has a significant influence on innovative work behavior. Finally, the considerable influence of transformational leadership on innovative work behavior shrinkages when motivation to learn factor is included in the model.

Table 27 displays that transformational leadership has significant influence on motivation to learn factor with ($\beta = 0.408$, $SE = 0.043$, $P\text{-value} = 0.000$), which met the first condition. Besides, Table 21 demonstrates that the transformational leadership was significantly influencing innovative work behavior with ($\beta = 0.352$, $SE = 0.041$, $P\text{-value} = 0.000$) that confirms the second condition. Table 36, motivation to learn factor has a considerable influence on innovative work behavior with ($\beta = 0.722$, $SE = 0.035$, $P\text{-value} = 0.000$), and thereby the third condition met. Finally, to test and examine the fourth condition, transformational leadership and motivation to learn are all included in regression analysis as predictors for

innovative work behavior. The results are demonstrated below in Table 43, Table 44, and Table 45. Transformational leadership and motivation to learn explain about 60.9% of the variation of innovative work behavior with a P-value = 0.000. Table 4.13.2-3 proves that both transformational leadership and knowledge sharing are significant factors for innovative work behavior with ($\beta = 0.77$, SE = 0.033, P-value = 0.000) and ($\beta = .676$, SE = 0.040 , P-value = 0.000) respectively. Consequently, the fourth condition is met since the β coefficient of transformational leadership was 0.352 before mediation intervention, which declined to be $\beta = 0.077$ in the existence of knowledge sharing in the model.

Table 43: Model Summary of Regression Analysis for Transformational Leadership, Motivation to Learn, and Innovative Work Behavior

Model Summary									
Model	R	R Square	Adjusted R Square	Std. Error of the Estimate	Change Statistics				
					R Square Change	F Change	df1	df2	Sig. F Change
1	.780 _a	.609	.606	.72410	.609	217.793	2	280	.000
a. Predictors: (Constant), Motivation to learn, Transformational leadership									

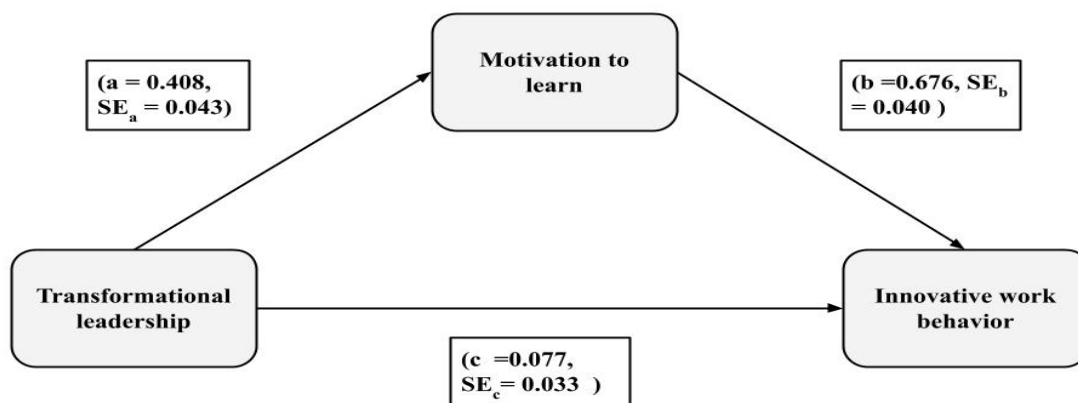
Table 44: ANOVA Analysis of Transformational Leadership, Motivation to Learn and Innovative Work Behavior

ANOVA ^a						
Model		Sum of Squares	df	Mean Square	F	Sig.
1	Regression	228.385	2	114.192	217.793	.000 ^b
	Residual	146.809	280	.524		
	Total	375.193	282			
a. Dependent Variable: Innovative work behavior						
b. Predictors: (Constant), Motivation to learn, Transformational leadership						

Table 45: Coefficients of Regression Analysis for Transformational Leadership, Motivation to Learn and Innovative Work Behavior

Coefficients								
Model		Unstandardized Coefficients		Standardized Coefficients	t	Sig.	95.0% Confidence Interval for B	
		B	Std. Error	Beta			Lower Bound	Upper Bound
1	(Constant)	1.159	.218		5.327	.000	.731	1.588
	Transformational leadership	.077	.033	.100	2.326	.021	.012	.142
	Motivation to learn	.676	.040	.726	16.887	.000	.597	.755
a. Dependent Variable: Innovative work behavior								

In order to test the significance of the mediation effect of motivation to learn on the relationship between transformational leadership and innovative work behavior, a Sobel test was implemented. Figure 7 demonstrates the unstandardized regression coefficients β and standard errors. The test proves that motivation to learn factor affects significantly transformational and innovative work behavior with ($Z= 8.27357019$, $P\text{-value} = 0.03333603$). Therefore, H9 is supported.



Note: a = (unstandardized) regression coefficient for the association between transformational leadership and motivation to learn; SE_a = standard error of a; b=(unstandardized) regression coefficient for the association between motivation to learn and innovative work behavior; SE_b = standard error of b; c =(unstandardized) regression coefficient for the association between transformational leadership and innovative work behavior; SE_c standard error of c

Figure 7: Unstandardized Regression Coefficients and Standard Errors of Transformational Leadership, Motivation to Learn, and Innovative Work Behavior

4.13.3 The mediation effect of High-Performance Work System on Transformational Leadership and Innovative Work Behavior Relationship

To examine the mediation role played by HPWS on transformational leadership and innovative work behavior relationship, four conditions need to be examined and met. First, transformational leadership significantly influences HPWS factor. Second, transformational leadership significantly influences innovative work behavior without including HPWS as a mediator factor. Third, HPWS has a significant effect on innovative work behavior; lastly, transformational leadership's significant effect on innovative work behavior decreases when HPWS factor is included.

A multiple regression analysis was conducted to check the four conditions for the mediation test. Table 30 confirms that transformational leadership plays positive role in affecting HPWS with ($\beta = 0.499$, $SE = 0.044$, $p\text{-value} = 0.000$) and thereby the first condition is achieved. For the second condition, the results indicated in Table 21 confirm the positive and significant influence of transformational leadership on innovative work behavior with ($\beta = 0.352$, $SE = 0.041$, $P\text{-value} = 0.000$) which in turn confirms the second condition. The third condition is achieved since the results indicated in Table 39 prove the positive relationship between HPWS and innovative work behavior with ($\beta = 0.407$, $SE = 0.047$, $P\text{-value} = 0.000$). For examining the fourth condition, HPWS is included as a predictor besides transformational leadership to examine their effect on innovative work behavior. The results are all indicated in Table 46, Table 47, and Table 48.

According to Table 46 and Table 47, about 26.7% of variation in innovative work behavior is explained by both predictors' transformational leadership and HPWS. According to Table 48, the results proves that both transformational leadership and HPWS are significant predictors for innovative work behavior with ($\beta = 0.223$, $SE = 0.048$, $P\text{-value} = 0.000$) and ($\beta = .259$, $SE = 0.056$, $P\text{-value} = 0.000$) . Accordingly, the fourth condition is met since β coefficient of transformational leadership was 0.352 before mediation involvement, which declined to be $\beta = 0.223$ in mediation intervention of HPWS.

Table 46: Model Summary of Regression Analysis for Transformational Leadership, HPWS, and Innovative Work Behavior

Model Summary									
Model	R	R Square	Adjusted R Square	Std. Error of the Estimate	Change Statistics				
					R Square Change	F Change	df1	df2	Sig. F Change
1	.517 ^a	.267	.262	.99108	.267	50.989	2	280	.000
a. Predictors: (Constant), High-performance work system, Transformational leadership									

Table 47: ANOVA Analysis of Transformational Leadership, HPWS and Innovative Work Behavior

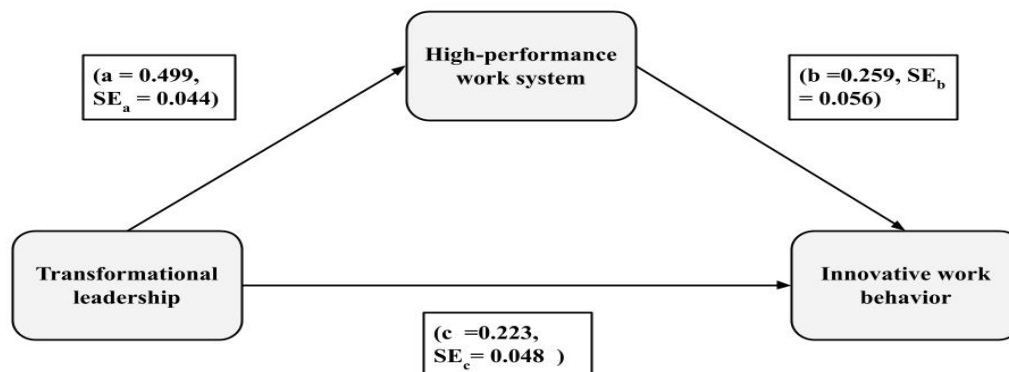
ANOVA ^a						
Model		Sum of Squares	df	Mean Square	F	Sig.
1	Regression	100.167	2	50.083	50.989	.000 ^b
	Residual	275.027	280	.982		
	Total	375.193	282			
a. Dependent Variable: Innovative work behavior						
b. Predictors: (Constant), High-performance work system, Transformational leadership						

Table 48: Coefficients of Regression Analysis for Transformational Leadership, HPWS, and Innovative Work Behavior.

Model		Coefficients						
		Unstandardized Coefficients		Standardized Coefficients	t	Sig.	95.0% Confidence Interval for B	
		B	Std. Error	Beta			Lower Bound	Upper Bound
1	(Constant)	3.261	.238		13.695	.000	2.792	3.730
	Transformational leadership	.223	.048	.291	4.642	.000	.129	.318
	High-performance work system	.259	.056	.291	4.656	.000	.149	.368

a. Dependent Variable: Innovative work behavior

A Sobel test is conducted to examine the mediation influence of HPWS on the relationship between transformational leadership and innovative work behavior. Figure 8 displays the unstandardized regression coefficients β and standard errors. The Sobel test proves that HPWS factor significantly influences transformational and innovative work behavior with ($Z=4.28256604$, $p\text{-value} = 0.0301784$). Hence, H10 is supported.



Note: a = (unstandardized) regression coefficient for the association between transformational leadership and high-performance work system; SE_a = standard error of a; b = (unstandardized) regression coefficient for the association between high-performance work system and innovative work behavior; SE_b = standard error of b; c (unstandardized) regression coefficient for the association between transformational leadership and innovative work behavior; SE_c = standard error of c

Figure 8: Unstandardized Regression Coefficients and Standard Errors of Transformational Leadership, High-Performance Work System, and Innovative Work Behavior

4.14 Summary

Chapter four describes the statistical analysis conducted for the collected data. The research performed statistical analysis to examine the reliability and validity of research instruments. Also, a normality test and Pearson correlation analysis were conducted. The study investigated the relationship between transformational leadership and innovative work behavior. Besides, it was attempted to examine the mediation role of knowledge sharing, motivation to learn, and HPWS in the linkage between transformational leadership and innovative work behavior. Accordingly, multiple linear regression analysis and Sobel test were implemented to test the research hypothesis. The researcher used the first method to test the direct effect between research constructs. Then, the researcher used the analysis results to examine the four conditions required for mediation analysis. The second method, the Sobel test, was employed to test the significance of the mediation role of mediators. The research findings summarize in Table 49 and Table 50.

Table 49: Summary of Results of Direct Effect Between Research Variables

Direct Effect						
Hypothesis Number	Hypothesis	Unstandardized β coefficient	Standard Error	R ²	P-Value	Finding
H1	There is a significant impact of transformational leadership on employees' innovative work behavior in Omani HEIs at level ($\alpha \leq 0.05$).	0.352	0.041	0.210	0.000	Supported
H2	There is a significant impact of transformational leadership on knowledge sharing of employees in Omani HEIs at level ($\alpha \leq 0.05$).	0.506	0.044	0.317	0.000	Supported
H3	There is a significant impact of transformational leadership on employees' motivation to learn in Omani HEIs at level ($\alpha \leq 0.05$).	0.408	0.043	0.244	0.000	Supported
H4	Transformational leadership significantly affects high-performance work system in Omani HEIs at level ($\alpha \leq 0.05$).	0.499	0.042	0.332	0.000	Supported
H5	Knowledge sharing directly and positively affects employees' innovative work behavior in Omani HEIs at level ($\alpha \leq 0.05$).	0.383	0.046	0.201	0.000	Supported
H6	Motivation to learn significantly influences innovative work behavior in Omani HEIs at level ($\alpha \leq 0.05$).	0.722	0.035	0.601	0.000	Supported
H7	A high-performance work system significantly affects employee's innovative work behavior in Omani HEIs at level ($\alpha \leq 0.05$).	0.407	0.047	0.211	0.000	Supported

Table 50: Summary of Results of an Indirect Effect

Indirect Effect								
Hypothesis Number	Hypothesis	Predict variables	Unstandardized β coefficient	Standard Error	R ²	Z-Sobel test	P-Value (Sobel Test)	Finding
H8	There is a significant mediation impact of knowledge sharing on relationship between transformational leadership and employees' innovative work behavior in Omani HEIs at level ($\alpha \leq 0.05$).	Transformational leadership	0.232	0.048	0.263	4.553 15012	0.000005 28	Supported
		Knowledge sharing	0.238	0.053				
H9	There is a significant mediation effect of motivation to learn on relationship between transformational leadership and employee's innovative work behavior in Omani HEIs at level ($\alpha \leq 0.05$).	Transformational leadership	0.077	0.033	0.609	8.273 57019	0.033336 03	Supported
		Motivation to learn	0.676	0.04				
H10	There is a significant mediation impact of high-performance work system on relationship between transformational leadership and employee's innovative work behavior in Omani HEIs at level ($\alpha \leq 0.05$).	Transformational leadership	0.223	0.048	0.267	4.282 56604	0.030178 4	Supported
		High-performance Work System	0.259	0.056				

CHAPTER FIVE

DISCUSSION, CONCLUSION AND RECOMMENDATIONS

5.1 Introduction

Ultimately, this study investigated the influence of transformational leadership in innovative work behavior on HEIs in the Sultanate of Oman. Precisely, the study examined the mediation role of multiple factors, namely, knowledge sharing, motivation to learn, and HPWS, on the relationship between transformational leadership and innovative work behavior. Therefore, the research results are summarized and discussed in this final chapter. Their conclusion, theoretical and practical implications, and recommendations for future research are also included.

5.2 Discussion of Findings

The main goal of this study was to examine the relationship between transformational leadership and employees' innovative work behavior in the Sultanate of Oman. As previously highlighted, the research extends the investigation to examine the mediation effect of knowledge sharing, motivation to learn, and HPWS on the relationship between transformational leadership and innovative work behavior. The questionnaire was administered and distributed to collect data, and about 283 responses were collected. The collected data were then analysed using descriptive statistics, correlation analysis, multiple linear regression, and Sobel test. The study findings were consistent with previous studies, which confirm the significant relationship between the factors mentioned earlier.

5.2.1 Relationship Between Transformational Leadership and Innovative Work Behavior

Transformational leaders improve employees' skills through encouragement and motivation inspiration. Besides that, they have a strong communications network which in turn helps and enable knowledge sharing and creative thinking which are considered to be the main component of innovation (Bass & Avolio, 1994; Chen et al., 2016). Accordingly, this study intended to investigate transformational leadership's direct and significant effect on employees' innovative work behavior. The results of the data analysis demonstrated a positive and significant effect of transformational leadership on employees' innovative work behavior. Hence, the researcher affirms that transformational leadership is one of the key factors influencing and promoting employees' innovative work behavior. This inference is consistent

with different previous studies conducted and confirmed the significant relationship between transformational leadership and innovative work behavior(Afsar et al., 2014, 2019; Afsar & Masood, 2017, 2018; Alheet et al., 2021; Ariyani & Hidayati, 2018; Khan et al., 2019; Li et al., 2019; Pradhan & Jena, 2019).

5.2.2 Relationship Between Transformational Leadership, Knowledge Sharing, and Innovative Work Behavior

The knowledge-based view suggests that knowledge is a valuable and core organizational resource and a significant aspect of organizational innovation(Okoronkwo & Grant, 1996). Therefore, the scholars confirmed that knowledge sharing is a critical aspect that has an evident and significant effect on an organization's success. So, to promote knowledge sharing, transformational leaders create a supportive culture of knowledge that shapes employee behavior accordingly(Lee et al., 2010; Ribiere & Sitar, 2003; Wang & Wang, 2012b). Thus, this research investigated the mediation role played by knowledge sharing in the relationship between transformational leadership and innovative work behavior. The research results firstly revealed that transformational leadership significantly affects knowledge sharing. These results align with previous studies that confirmed their relationship (Al-Husseini et al., 2021; Al-husseini & Elbeltagi, 2018; Phong & Son, 2020; Son et al., 2020). Then, the results confirmed that knowledge sharing significantly influences employees' innovative work behavior. This result is consistent with previous studies that reported the positive effect of knowledge sharing on innovative work behavior(Akram et al., 2020; Kuo et al., 2014; Nguyen et al., 2019, 2020). Therefore, the previous results confirmed the mediation role of knowledge sharing in the relationship between transformational leadership and innovative work behavior. Therefore, transformational leaders encourage and inspire their subordinates to share their expertise, skills, and knowledge, which in turn helps to foster innovative behavior.

5.2.3 Relationship Between Transformational Leadership, Motivation To Learn, and Innovative Work Behavior

This study examined the mediation role of motivation to learn on the relationship between transformational leadership and innovative work behavior. Based on the results as mentioned above, the researcher approves firstly that transformational leadership affects significantly the employee's motivation to learn which comes in line with different previous studies that also confirmed the relationship between them too(Menon & Ioannou, 2016; Smy et al., 2016; Zuraik & Kelly, 2019). Furthermore, the research findings confirmed the positive and significant effect

of employees' motivation to learn on their innovative work behavior. The findings are in line with earlier studies that proved the significant influence of motivation to learn on innovative work behavior, too(Shalley et al., 2004; Yu et al., 2018). Also, the research findings revealed that motivation to learn factor significantly affects the relationship between transformational leadership and innovative work behavior. This finding is consistent with previous studies examined and confirmed the significant mediating role of motivation to learn in the relationship between transformational leadership and innovative work behavior(Afsar et al., 2019). Therefore, transformational leaders promote employees' intention and motivation to learn, which in turn helps to improve their engagement in innovative behavior.

5.2.4 Relationship Between Transformational Leadership, High-Performance Work System, and Innovative Work Behavior

Finally, the researchers examined the mediation role of HPWS on relationship between transformational leadership and innovative work behavior. Firstly, the research findings confirmed that transformational leadership significantly impacts HPWS. These results come in line with previous studies that proved the positive relationship between them(Ehrnrooth et al., 2021; Imran et al., 2020). Then, the effect of HPWS on innovative work behavior was confirmed based on the results of the research data analysis. Accordingly, this outcome is consistent with studies that confirmed the relationship between HPWS and innovative work behavior(Husin et al., 2021; Imran & Al-Ansi, 2019). Accordingly, the research findings also confirmed the mediation role played by HPWS on relationship between transformational leadership and innovative work behavior. It revealed that transformational leaders can improve employee innovation by adopting a high-performance work system as a supportive condition, owing to the important impact the high-performance work system played in enhancing staff skills and competencies.

5.3 Conclusion

The research investigates transformational leadership and its effect on employees' innovative work behavior. For the first objective, it was evident that the transformational leaders in HEIs in the Sultanate of Oman significantly influence employees' innovative work behavior. The second objective of the research is to examine the mediation role of multiple factors namely, knowledge sharing, motivation to learn, and HPWS on the relationship between innovative work behavior. The research reveals that there was a direct and positive effect between transformational leadership with knowledge sharing, motivation to learn and HPWS.

Furthermore, the direct and significant effect of knowledge sharing, motivation to learn, and HPWS on innovative work behavior proved. Finally, the research affirms the mediation influence of knowledge sharing, motivation to learn, and HPWS on the relationship between transformational leadership and innovative work behavior.

Referring to the aforementioned research results proves that transformational leaders in HEIs can promote their employee's innovative work behavior by encouraging their subordinates in to share their knowledge and experience with their colleagues and motivate them to continue to engage in learning. Moreover, they adopt HPWS in their institutional practices, which in turn helps to build and improve their employee's skills and competencies, thereby raising employee engagement in innovative behavior.

5.4 Theoretical And Practical Implications

Innovation has evolved into one of the most critical requirements for any organization worldwide. As a result, studying innovative behavior in research becomes increasingly relevant. This study focuses on studying more about the relationship between transformational leadership and innovative work behavior by investigating the significant mediation effect of three key factors: knowledge sharing, motivation to learn, and a high-performance work system. This study finds that employing knowledge sharing, motivation to learn, and a high-performance work system as mediators can reinforce and amplify the relationship between transformational leadership and innovative work behavior.

From a theoretical perspective, this study added to the existing knowledge of leadership and innovation in the context of education by providing scholars, managers, academic staff, and practitioners with an understanding of the critical determinants of an employee's innovative work behavior. Also, it contributed to expanding the existing knowledge and research of innovation, HRM, and leadership in the context of education. Additionally, it develops a valid and tested model that can understand employees' innovative work behavior. Precisely, it contributes to the development of theory concerning the relationship between transformational leadership and innovative work behavior. Most previous research focuses on the prevalent situations in developed countries, and thereby the study was conducted in Oman and the context of higher education. Accordingly, this investigation will significantly contribute to our understanding of the Omani setting. A high-performance work system, knowledge sharing, and employee motivation to learn all play a mediation role in strengthening transformational

leaders' influence and interactions on subordinates' innovative work behavior, contributing significantly to existing literature.

This study can provide policymakers and practitioners with vital and key practical insights and theoretical experience that could allow leaders to facilitate and promote the employee's innovative work behavior in Omani HEIs, which in turn results in improving HEIs performance success. From a practical perspective, the results proved and affirmed that transformational leadership can be employed as a strategy to boost and promote employees' innovative work behavior. However, HEIs should promote transformational leadership alone and emphasize other facilitating aspects such as knowledge sharing, motivation to learn, and a high-performance work system. The research outcomes proved that transformational leaders could promote the innovative work behavior of their subordinates through raising the knowledge sharing activities and motivating them to engage, communicate and participate effectively with their colleagues to gain new insights and knowledge. Besides, the management can develop high-performance work system practices to reinforce and strengthen innovative behavior in the HEIs.

5.5 Limitations and Recommendations

Although this effort adds to our understanding, there are a lot of limitations that need to be considered. This research aims to ascertain the linkages between transformational leadership, knowledge sharing, motivation to learn, HPWS, and innovative work behavior. There is a limitation with reference to the sampling due to the selection of HEIs of a gulf country. The selection of the HEIs may have been biased because other sectors were not selected. The context of this study is the Omani context for higher education. Conducting the same study in another industry in Oman or other developed countries with many different contexts, such as the health or business context, could be noteworthy. The sample size was another limitation. The study's sample size was small (n=283) although the questionnaire was given to various employees of higher education institutions in Oman. A large sample size would have allowed for a more accurate generalization of how innovative work behavior can be improved and expanded.

Future research can take a more comprehensive approach to include knowledge sharing dimensions and study their linkage with transformational leadership and innovative work behavior. Besides, other leadership styles like empowerment and transactional leadership can be involved to examine their influence on the innovative work behavior of an organization.

Moreover, socio-cultural factors related to workplace like educational level and work experience would be interesting to examine their influence. Additionally, it is important to encourage to employ mixed methods research so that qualitative and quantitative approaches can complement one another and aid in the deeper investigation. The researcher would be able to provide a more thorough explanation of the links between the constructs by conducting the study employing a mixed-method approach. The researcher suggests that future studies use mixed methods to describe how transformational leadership interacts holistically and thoroughly with innovative work behavior. Also, the research can be conducted in longitudinal research instead of cross-sectional research that might give more deep insights on the proposed research framework.

REFERENCE

- Abdelwhab Ali, A., Panneer selvam, D. D. D., Paris, L., & Gunasekaran, A. (2019). Key factors influencing knowledge sharing practices and its relationship with organizational performance within the oil and gas industry. *Journal of Knowledge Management*, 23(9), 1806–1837. <https://doi.org/10.1108/JKM-06-2018-0394>
- Abdullatif, T. N. (2017). *The factors influencing innovative work behavior among academicians in Iraq*. Universiti Utara Malaysia. <https://etd.uum.edu.my/id/eprint/7377>
- Abdurakhmanov, K. K., Khakimov, N. K., Ruzieva, R. H., Makhmutkhodjaeva, L. S., & Tozhalieve, A. A. (2019). *Higher education as a significant factor of Uzbekistan's sustainable development*.
- Abelha, D. M., Carneiro, P. C. da C., & Cavazotte, F. de S. C. N. (2018). Transformational leadership and job satisfaction: Assessing the influence of organizational contextual factors and individual characteristics. *Revista Brasileira de Gestao de Negocios*, 20, 516–532.
- Afsar, B., Badir, Y. F., & Saeed, B. Bin. (2014). Transformational leadership and innovative work behavior. *Industrial Management & Data Systems*.
- Afsar, B., & Masood, M. (2017). Transformational Leadership, Creative Self-Efficacy, Trust in Supervisor, Uncertainty Avoidance, and Innovative Work Behavior of Nurses. *The Journal of Applied Behavioral Science*, 54(1), 36–61. <https://doi.org/10.1177/0021886317711891>
- Afsar, B., & Masood, M. (2018). Transformational leadership, creative self-efficacy, trust in supervisor, uncertainty avoidance, and innovative work behavior of nurses. *The Journal of Applied Behavioral Science*, 54(1), 36–61.
- Afsar, B., Masood, M., & Umrani, W. A. (2019). The role of job crafting and knowledge sharing on the effect of transformational leadership on innovative work behavior. *Personnel Review*.
- Afsar, B., & Umrani, W. A. (2019). Transformational leadership and innovative work behavior: The role of motivation to learn, task complexity and innovation climate. *European Journal of Innovation Management*.
- Afsar, B., & Umrani, W. A. (2020). Transformational leadership and innovative work

- behavior. *European Journal of Innovation Management*, 23(3), 402–428.
<https://doi.org/10.1108/EJIM-12-2018-0257>
- Akram, T., Lei, S., Haider, M. J., & Hussain, S. T. (2020). The impact of organizational justice on employee innovative work behavior: Mediating role of knowledge sharing. *Journal of Innovation and Knowledge*, 5(2), 117–129.
<https://doi.org/10.1016/j.jik.2019.10.001>
- Al-Husseini, S., El Beltagi, I., & Moizer, J. (2021). Transformational leadership and innovation: the mediating role of knowledge sharing amongst higher education faculty. *International Journal of Leadership in Education*, 24(5), 670–693.
- Al-husseini, S., & Elbeltagi, I. (2018). Evaluating the effect of transformational leadership on knowledge sharing using structural equation modelling: the case of Iraqi higher education. *International Journal of Leadership in Education*, 21(4), 506–517.
<https://doi.org/10.1080/13603124.2016.1142119>
- Al-Husseini, S., & Elbeltagi, I. (2016). Transformational leadership and innovation: a comparison study between Iraq's public and private higher education. *Studies in Higher Education*, 41(1), 159–181.
- Alarifi, S. (2014). *The Effects of Transformational Leadership on Followers' Creativity and Innovation*. 1–267.
- Albert, P., Kris, H. S., & Benedicta, Q. (2020). The interaction effect of transactional-transformational leadership on employee commitment in a developing country. In *Management Research Review: Vol. ahead-of-p* (Issue ahead-of-print).
<https://doi.org/10.1108/MRR-03-2020-0153>
- Alblooshi, M., Shamsuzzaman, M., & Haridy, S. (2020). The relationship between leadership styles and organisational innovation: A systematic literature review and narrative synthesis. *European Journal of Innovation Management*.
- Alheet, A., Adwan, A., Areiqat, A., Zamil, A., & Saleh, M. (2021). The effect of leadership styles on employees' innovative work behavior. *Management Science Letters*, 11(1), 239–246.
- Alheet, A. F., Adwan, A. Al, Areiqat, A. Y., Zamil, A. M. A., & Saleh, M. A. (2021). The effect of leadership styles on employees' innovative work behavior. *Management*

Science Letters, 11, 239–246. <https://doi.org/10.5267/j.msl.2020.8.010>

- Alin, A. (2010). Multicollinearity. *Wiley Interdisciplinary Reviews: Computational Statistics*, 2(3), 370–374.
- Alrowwad, A., & Abualoush, S. H. (2020). Innovation and intellectual capital as intermediary variables among transformational leadership, transactional leadership, and organizational performance. *Journal of Management Development*.
- AlShaikhly, N., & AlTaher, A. (2017). *The Impact of Human Resource Management Practices on Employee Satisfaction: A Field Study in the Jordanian Telecommunication Companies*. June, 1–105. https://meu.edu.jo/libraryTheses/5a14193512ea5_1.pdf
- Alsharo, M., Gregg, D., & Ramirez, R. (2017). Virtual team effectiveness: The role of knowledge sharing and trust. *Information & Management*, 54(4), 479–490.
- Alves, M. F. R., Galina, S. V. R., & Dobelin, S. (2018). Literature on organizational innovation: past and future. *Innovation & Management Review*.
- Amabile, T. M. (1988). A model of creativity and innovation in organizations. *Research in Organizational Behavior*, 10(1), 123–167.
- Amabile, T. M. (1996). *Creativity and innovation in organizations* (Vol. 5). Harvard Business School Boston.
- Amah, E., & Ahiauzu, A. (2013). Employee involvement and organizational effectiveness. *Journal of Management Development*.
- Anis, A., Nasir, A., & Safwan, N. (2011). Employee retention relationship to training and development: A compensation perspective. *African Journal of Business Management*, 5(7), 2679–2685.
- Appelbaum, E., Bailey, T., Berg, P., Kalleberg, A. L., & Bailey, T. A. (2000). *Manufacturing advantage: Why high-performance work systems pay off*. Cornell University Press.
- Arif, M., Syaifani, P. E., Siswadi, Y., & Jufrizen, J. (2019). Effect of Compensation and Discipline on Employee Performance. *Proceeding UII-ICABE*, 1(1), 263–276.
- Ariyani, N., & Hidayati, S. (2018). Influence of transformational leadership and work engagement on innovative behavior. *Etikonomi*, 17(2), 275–284.
- Armstrong, M. (2006a). *A handbook of human resource management practice*. Kogan Page

Publishers.

- Armstrong, M. (2006b). Human resource management practice. *Distributed Computing (10th Ed.)*. <https://doi.org/10.1002/9781118802717>.
- Armstrong, M. (2009). *Armstrong's handbook of performance management: An evidence-based guide to delivering high performance*. Kogan Page Publishers.
- Armstrong, M., & Taylor, S. (2014). *Armstrong's Handbook of Human Resource Management Practice*. Kogan Page.
- Arnold, K. A., & Connelly, C. E. (2013). Transformational leadership and psychological well-being: Effects on followers and leaders. *The Wiley-Blackwell Handbook of the Psychology of Leadership, Change, and Organizational Development*, 175–194.
- Arthur, J. B. (1994). Effects of human resource systems on manufacturing performance and turnover. *Academy of Management Journal*, 37(3), 670–687.
- Astuty, I., & Udin, U. (2020). The effect of perceived organizational support and transformational leadership on affective commitment and employee performance. *The Journal of Asian Finance, Economics, and Business*, 7(10), 401–411.
- Avolio, B. J., & Bass, B. M. (2002). Manual for the multifactor leadership questionnaire (Form 5X). Redwood City, CA: Mindgarden.
- Avolio, B. J., Bass, B. M., & Jung, D. I. (1999). Re-examining the components of transformational and transactional leadership using the Multifactor Leadership. *Journal of Occupational and Organizational Psychology*, 72(4), 441–462.
- Avolio, B. J., Walumbwa, F. O., & Weber, T. J. (2009). Leadership: Current theories, research, and future directions. *Annual Review of Psychology*, 60, 421–449.
- Axtell, C. M., Holman, D. J., Unsworth, K. L., Wall, T. D., Waterson, P. E., & Harrington, E. (2000). Shopfloor innovation: Facilitating the suggestion and implementation of ideas. *Journal of Occupational and Organizational Psychology*, 73(3), 265–285.
- Ayoub, A. E. A. H., Almahamid, S. M., & Al Salah, L. F. (2021). Innovative work behavior scale: development and validation of psychometric properties in higher education in the GCC countries. *European Journal of Innovation Management*, ahead-of-p(ahead-of-print). <https://doi.org/10.1108/EJIM-04-2021-0176>

- Aziz, S. F. A., & Selamat, M. N. (2016). Stimulating workplace learning through training characteristics and motivation to learn. *Jurnal Pengurusan*, 48, 173–185.
- Azziz, R., Hentschke, G. C., Jacobs, L. A., & Jacobs, B. C. (2019). *Strategic mergers in higher education*. Johns Hopkins University Press.
- Barney, J. (1991). Firm resources and sustained competitive advantage. *Journal of Management*, 17(1), 99–120.
- Bartol, K., & Srivastava, A. (2002). Encouraging Knowledge Sharing: The Role of Organizational Reward Systems. *Journal of Leadership & Organizational Studies*, 9. <https://doi.org/10.1177/107179190200900105>
- Bass, B., & Avolio, B. (1995). *MLQ multifactor leadership questionnaire*. Mind Garden.
- Bass, B. M. (1985). Leadership: Good, better, best. *Organizational Dynamics*, 13(3), 26–40.
- Bass, B. M. (1999). Two decades of research and development in transformational leadership. *European Journal of Work and Organizational Psychology*, 8(1), 9–32.
- Bass, B. M., & Avolio, B. J. (1990a). Developing transformational leadership: 1992 and beyond. *Journal of European Industrial Training*.
- Bass, B. M., & Avolio, B. J. (1990b). The implications of transactional and transformational leadership for individual, team, and organizational development. *Research in Organizational Change and Development*, 4(1), 231–272.
- Bass, B. M., & Avolio, B. J. (1994). *Improving organizational effectiveness through transformational leadership*. sage.
- Bass, B. M., & Avolio, B. J. (2000). *MLQ, Multifactor Leadership Questionnaire sampler set: Technical report, leader form, rater form, and scoring key for MLQ form 5x-short*. Mind Garden.
- Bass, B. M., & Avolio, B. J. (2004). Multifactor leadership questionnaire: Manual and sampler set. *Mind Garden, Redwood City, CA*.
- Bass, B. M., & Bass Bernard, M. (1985). *Leadership and performance beyond expectations*.
- Bass, B. M., & Riggio, R. E. (2006). *Transformational leadership*.
- Bass, B. M., & Stogdill, R. (1981). Handbook of leadership. *Theory, Research, and*

Managerial.

- Bass, B. M., & Stogdill, R. M. (1990). *Bass & Stogdill's handbook of leadership: Theory, research, and managerial applications*. Simon and Schuster.
- Bauer, T. N., & Green, S. G. (1996). Development of leader-member exchange: A longitudinal test. *Academy of Management Journal*, 39(6), 1538–1567.
- Bayraktar, S., & Jiménez, A. (2020). Self-efficacy as a resource: a moderated mediation model of transformational leadership, extent of change and reactions to change. *Journal of Organizational Change Management*.
- Becker, B. E., Huselid, M. A., Becker, B. E., & Huselid, M. A. (1998). High performance work systems and firm performance: A synthesis of research and managerial implications. *Research in Personnel and Human Resource Management*.
- Bednall, T. C., E. Rafferty, A., Shipton, H., Sanders, K., & J. Jackson, C. (2018). Innovative behaviour: how much transformational leadership do you need? *British Journal of Management*, 29(4), 796–816.
- Beer, M., Spector, B. A., Lawrence, P. R., Mills, D. Q., & Walton, R. E. (1984). *Managing human assets*. Simon and Schuster.
- Bell, E., & Bryman, A. (2007). The ethics of management research: an exploratory content analysis. *British Journal of Management*, 18(1), 63–77.
- Bell, E., Harley, B., & Bryman, A. (2022). *Business research methods*. Oxford university press.
- Bernarto, I., Bachtiar, D., Sudibjo, N., Suryawan, I. N., Purwanto, A., & Asbari, M. (2020). *Effect of transformational leadership, perceived organizational support, job satisfaction toward life satisfaction: Evidences from indonesian teachers*.
- Bilevičiūtė, E., Drakšas, R., Nevera, A., & Vainiūtė, M. (2020). *Competitiveness in higher education: the case of university management*.
- Björk, J., & Magnusson, M. (2009). Where do good innovation ideas come from? Exploring the influence of network connectivity on innovation idea quality. *Journal of Product Innovation Management*, 26(6), 662–670.
- Blake, R., & Mouton, J. (1964). The managerial grid: The key to leadership excellence.

Houston: Gulf Publishing Co, 350.

- Boamah, S. A., Laschinger, H. K. S., Wong, C., & Clarke, S. (2018). Effect of transformational leadership on job satisfaction and patient safety outcomes. *Nursing Outlook, 66*(2), 180–189.
- Boehm, S. A., Dwertmann, D. J. G., Bruch, H., & Shamir, B. (2015). The missing link? Investigating organizational identity strength and transformational leadership climate as mechanisms that connect CEO charisma with firm performance. *The Leadership Quarterly, 26*(2), 156–171. <https://doi.org/10.1016/j.leaqua.2014.07.012>
- Bollinger, A. S., & Smith, R. D. (2001). Managing organizational knowledge as a strategic asset. *Journal of Knowledge Management*.
- Bos-Nehles, A., Renkema, M., & Janssen, M. (2017). HRM and innovative work behaviour: A systematic literature review. *Personnel Review*.
- Boxall, P. (2012). High-performance work systems: What, why, how and for whom? *Asia Pacific Journal of Human Resources, 50*(2), 169–186. <https://doi.org/10.1111/j.1744-7941.2011.00012.x>
- Boxall, P., & Macky, K. (2009). Research and theory on high-performance work systems: progressing the high-involvement stream. *Human Resource Management Journal, 19*(1), 3–23.
- Brem, A., Puente-Diaz, R., & Agogué, M. (2016). Creativity and innovation: State of the art and future perspectives for research. *International Journal of Innovation Management, 20*(04), 1602001.
- Brewster, C. (1993). Developing a 'European' model of human resource management. *International Journal of Human Resource Management, 4*(4), 765–784.
- Brewster, C., HoltLarsen, H., & Trompenaars, F. (1992). Human resource management in Europe: evidence from ten countries. *International Journal of Human Resource Management, 3*(3), 409–434.
- Brockbank, W. (1999). If HR were really strategically proactive: Present and future directions in HR's contribution to competitive advantage. *Human Resource Management: Published in Cooperation with the School of Business Administration, The University of Michigan and in Alliance with the Society of Human Resources*

- Management*, 38(4), 337–352.
- Browne, R. H. (1995). On the use of a pilot sample for sample size determination. *Statistics in Medicine*, 14(17), 1933–1940.
- Buchanan, D. A., & Huczynski, A. A. (2019). *Organizational behaviour*. Pearson UK.
- Buil, I., Martínez, E., & Matute, J. (2019). Transformational leadership and employee performance: The role of identification, engagement and proactive personality. *International Journal of Hospitality Management*, 77, 64–75.
- Burns, J. M. (1978). Leadership, 1978. In *Many translations and later editions*.
- Bush, T., & Glover, D. (2003). *School leadership: Concepts and evidence*.
- Cao, E., & Chen, G. (2021). Information sharing motivated by production cost reduction in a supply chain with downstream competition. *Naval Research Logistics (NRL)*, 68(7), 898–907.
- Card, D., Mas, A., Moretti, E., & Saez, E. (2012). Inequality at work: The effect of peer salaries on job satisfaction. *American Economic Review*, 102(6), 2981–3003.
- Carless, S. A., Wearing, A. J., & Mann, L. (2000). A short measure of transformational leadership. *Journal of Business and Psychology*, 14(3), 389–405.
- Carnevale, A. P. (1990). *Workplace basics: The essential skills employers want. astd best practices series: training for a changing work force*. ERIC.
- Chan, C. S. R., & Parhankangas, A. (2017). Crowdfunding innovative ideas: How incremental and radical innovativeness influence funding outcomes. *Entrepreneurship Theory and Practice*, 41(2), 237–263.
- Charoensukmongkol, P., & Puyod, J. V. (2021). Influence of transformational leadership on role ambiguity and work–life balance of Filipino University employees during COVID-19: does employee involvement matter? *International Journal of Leadership in Education*, 1–20. <https://doi.org/10.1080/13603124.2021.1882701>
- Chen, J., Yin, X., & Mei, L. (2018). Holistic innovation: An emerging innovation paradigm. *International Journal of Innovation Studies*, 2(1), 1–13.
- Chen, L., Zheng, W., Yang, B., & Bai, S. (2016). Transformational leadership, social capital and organizational innovation. *Leadership & Organization Development Journal*.

- Chesbrough, H., Lettl, C., & Ritter, T. (2018). Value creation and value capture in open innovation. *Journal of Product Innovation Management*, 35(6), 930–938.
- Choi, S. B., Kim, K., Ullah, S. M. E., & Kang, S.-W. (2016a). How transformational leadership facilitates innovative behavior of Korean workers: Examining mediating and moderating processes. *Personnel Review*.
- Choi, S. B., Kim, K., Ullah, S. M. E., & Kang, S.-W. (2016b). How transformational leadership facilitates innovative behavior of Korean workers. *Personnel Review*.
- Choi, S. L., Goh, C. F., Adam, M. B. H., & Tan, O. K. (2016). Transformational leadership, empowerment, and job satisfaction: the mediating role of employee empowerment. *Human Resources for Health*, 14(1), 1–14.
- Cillo, V., Garcia-Perez, A., Del Giudice, M., & Vicentini, F. (2019). Blue-collar workers, career success and innovation in manufacturing. *Career Development International*.
- Clark, D. C., & Clark, S. N. (1996). Better preparation of educational leaders. *Educational Researcher*, 25(9), 18–20.
- Colquitt, J. A., LePine, J. A., & Noe, R. A. (2000). Toward an integrative theory of training motivation: a meta-analytic path analysis of 20 years of research. *Journal of Applied Psychology*, 85(5), 678.
- Connelly, C. E., & Kelloway, E. K. (2003). Predictors of employees' perceptions of knowledge sharing cultures. *Leadership & Organization Development Journal*.
- Cooke, F. L. (2001). Human resource strategy to improve organizational performance: a route for firms in Britain? *International Journal of Management Reviews*, 3(4), 321–339.
- Cotton, J. L. (1993). *Employee involvement: Methods for improving performance and work attitudes*. Sage Publications, Inc.
- Crant, J. M. (2000). Proactive behavior in organizations. *Journal of Management*, 26(3), 435–462.
- Crossan, M. M., & Apaydin, M. (2010). A multi-dimensional framework of organizational innovation: A systematic review of the literature. *Journal of Management Studies*, 47(6), 1154–1191.
- Cunningham, S. (2013). *Hidden innovation: Policy, industry and the creative sector*.

University of Queensland Press (Australia).

- Damanpour, F. (1991). Organizational innovation: A meta-analysis of effects of determinants and moderators. *Academy of Management Journal*, 34(3), 555–590.
- Damanpour, F., & Gopalakrishnan, S. (1998). Theories of organizational structure and innovation adoption: the role of environmental change. *Journal of Engineering and Technology Management*, 15(1), 1–24.
- Davenport, T. H., & Prusak, L. (1998). *Working knowledge: How organizations manage what they know*. Harvard Business Press.
- De Clercq, D., Dimov, D., & Thongpapanl, N. (2015). Structural and relational interdependence and entrepreneurial orientation in small and medium-sized enterprises: The mediating role of internal knowledge-sharing. *International Small Business Journal*, 33(5), 514–536. <https://doi.org/10.1177/0266242613502801>
- De Jong, J., & Den Hartog, D. (2010). Measuring innovative work behaviour. *Creativity and Innovation Management*, 19(1), 23–36.
- De Jong, J. P., & Den Hartog, D. N. (2008). Innovative work behavior: Measurement and validation. *EIM Business and Policy Research*, 8(1), 1–27.
- De Jong, J. P. J., & Den Hartog, D. N. (2007). How leaders influence employees' innovative behaviour. *European Journal of Innovation Management*.
- De Vaus, D., & de Vaus, D. (2013). *Surveys in social research*. Routledge.
- Deci, E. L., & Ryan, R. M. (2013). *Intrinsic motivation and self-determination in human behavior*. Springer Science & Business Media.
- Del Giudice, M., Carayannis, E. G., Palacios-Marqués, D., Soto-Acosta, P., & Meissner, D. (2018). The human dimension of open innovation. *Management Decision*.
- Delery, J. E., & Doty, D. H. (1996). Modes of theorizing in strategic human resource management: Tests of universalistic, contingency, and configurational performance predictions. *Academy of Management Journal*, 39(4), 802–835.
- Delery, J., & Gupta, N. (2016). Human resource management practices and organizational effectiveness: internal fit matters. *Journal of Organizational Effectiveness: People and Performance*.

- Denhardt, R. B., Denhardt, J. V, Aristigueta, M. P., & Rawlings, K. C. (2008). *Managing human behavior in public and nonprofit organizations*. CQ Press.
- DeNisi, A. S., & Griffin, R. W. (2005). *Human resource management*. Dreamtech Press.
- DeNisi, A. S., & Pritchard, R. D. (2006). Performance appraisal, performance management and improving individual performance: A motivational framework. *Management and Organization Review*, 2(2), 253–277.
- Denti, L., & Hemlin, S. (2012). Leadership and innovation in organizations: A systematic review of factors that mediate or moderate the relationship. *International Journal of Innovation Management*, 16(03), 1240007.
- Dessler, G. (2013). *Fundamentals of human resource management*. Pearson.
- Dhar, R. L. (2015). The effects of high performance human resource practices on service innovative behaviour. *International Journal of Hospitality Management*, 51, 67–75.
- Distanont, A., & Khongmalai, O. (2020). The role of innovation in creating a competitive advantage. *Kasetsart Journal of Social Sciences*, 41(1), 15–21.
- Dobre, O.-I. (2013). Employee motivation and organizational performance. *Review of Applied Socio-Economic Research*, 5(1).
- Donate, M. J., & de Pablo, J. D. S. (2015). The role of knowledge-oriented leadership in knowledge management practices and innovation. *Journal of Business Research*, 68(2), 360–370.
- Donate, M. J., & Guadamillas, F. (2015). An empirical study on the relationships between knowledge management, knowledge-oriented human resource practices and innovation. *Knowledge Management Research & Practice*, 13(2), 134–148.
- Donate, M. J., Pena, I., & Sanchez de Pablo, J. D. (2016). HRM practices for human and social capital development: effects on innovation capabilities. *The International Journal of Human Resource Management*, 27(9), 928–953.
- Dong, Y., Bartol, K. M., Zhang, Z., & Li, C. (2017). Enhancing employee creativity via individual skill development and team knowledge sharing: Influences of dual-focused transformational leadership. *Journal of Organizational Behavior*, 38(3), 439–458.
- Drucker, P. F. (1985). *Innovation and entrepreneurship practice and principles*. Harper and

Row.

- Du Preez, N. D., & Louw, L. (2008). A framework for managing the innovation process. *PICMET'08-2008 Portland International Conference on Management of Engineering & Technology*, 546–558.
- Edwards-Schachter, M., & Wallace, M. L. (2017). ‘Shaken, but not stirred’: Sixty years of defining social innovation. *Technological Forecasting and Social Change*, 119, 64–79. <https://doi.org/https://doi.org/10.1016/j.techfore.2017.03.012>
- Ehrnrooth, M., Barner-Rasmussen, W., Koveshnikov, A., & Törnroos, M. (2021). A new look at the relationships between transformational leadership and employee attitudes—Does a high-performance work system substitute and/or enhance these relationships? *Human Resource Management*, 60(3), 377–398. <https://doi.org/10.1002/HRM.22024>
- Elliott, A. C., & Woodward, W. A. (2007). *Statistical analysis quick reference guidebook: With SPSS examples*. Sage.
- Elrehail, H., Emeagwali, O. L., Alsaad, A., & Alzghoul, A. (2018). The impact of Transformational and Authentic leadership on innovation in higher education: The contingent role of knowledge sharing. *Telematics and Informatics*, 35(1), 55–67. <https://doi.org/https://doi.org/10.1016/j.tele.2017.09.018>
- Empowerment, R. W. R.-T. (2000). Why is it so hard to achieve. *Organizational Dynamics* #29 (2), 94–107.
- Emsley, H. C. A., Smith, C. J., Gavin, C. M., Georgiou, R. F., Vail, A., Barberan, E. M., Illingworth, K., Scarth, S., Wickramasinghe, V., & Hoadley, M. E. (2007). Clinical outcome following acute ischaemic stroke relates to both activation and autoregulatory inhibition of cytokine production. *BMC Neurology*, 7(1), 1–12.
- Enders, C. K. (2010). *Applied missing data analysis*. Guilford press.
- Escribá-Carda, N., Balbastre-Benavent, F., & Canet-Giner, M. T. (2017). Employees’ perceptions of high-performance work systems and innovative behaviour: The role of exploratory learning. *European Management Journal*, 35(2), 273–281.
- Escribá-Carda, N., Balbastre-Benavent, F., & Teresa Canet-Giner, M. (2017). Employees’ perceptions of high-performance work systems and innovative behaviour: The role of exploratory learning. *European Management Journal*, 35(2), 273–281.

<https://doi.org/10.1016/j.emj.2016.11.002>

- Estrada, I., Faems, D., & de Faria, P. (2016). Coopetition and product innovation performance: The role of internal knowledge sharing mechanisms and formal knowledge protection mechanisms. *Industrial Marketing Management*, 53, 56–65.
- Etikan, I., Musa, S. A., & Alkassim, R. S. (2016). Comparison of convenience sampling and purposive sampling. *American Journal of Theoretical and Applied Statistics*, 5(1), 1–4.
- Evans, W. R., & Davis, W. D. (2005). High-performance work systems and organizational performance: The mediating role of internal social structure. *Journal of Management*, 31(5), 758–775.
- Ezekiel, M. (1930). *Methods of correlation analysis*.
- Fagerberg, J. (2018). *Mission (im) possible? The role of innovation (and innovation policy) in supporting structural change & sustainability transitions*. Centre for Technology, Innovation and Culture, University of Oslo.
- Fagerberg, J., & Verspagen, B. (2009). Innovation studies—The emerging structure of a new scientific field. *Research Policy*, 38(2), 218–233.
- Farr, J. L., & Ford, C. M. (1990). *Individual innovation*.
- Fazari, H. Al. (2022). Higher Education in the Arab World: Research and Development from the Perspective of Oman and Sohar University. In *Higher Education in the Arab World: Research and Development* (pp. 259–274). Springer.
- Feldman, J. M. (1981). Beyond attribution theory: Cognitive processes in performance appraisal. *Journal of Applied Psychology*, 66(2), 127.
- Felin, T., & Hesterly, W. S. (2007). The knowledge-based view, nested heterogeneity, and new value creation: Philosophical considerations on the locus of knowledge. *Academy of Management Review*, 32(1), 195–218.
- Fenton-O’Creevy, M. (2001). Employee involvement and the middle manager: saboteur or scapegoat? *Human Resource Management Journal*, 11(1), 24–40.
- Fiedler, F. E. (1967). *The theory of leadership effectiveness*.
- Fiedler, F. E. (1978). The contingency model and the dynamics of the leadership process. In *Advances in experimental social psychology* (Vol. 11, pp. 59–112). Elsevier.

- Findıklı, M. A., Yozgat, U., & Rofcanin, Y. (2015). Examining organizational innovation and knowledge management capacity the central role of strategic human resources practices (SHRPs). *Procedia-Social and Behavioral Sciences*, 181, 377–387.
- Fletcher, C. (2001). Performance appraisal and management: The developing research agenda. *Journal of Occupational and Organizational Psychology*, 74(4), 473–487.
- Fombrun, C. J., Tichy, N. M., & Devanna, M. A. (1984). Strategic human resource management. *New York: Wiley*.
- Garcia, R., & Calantone, R. (2002). A critical look at technological innovation typology and innovativeness terminology: a literature review. *Journal of Product Innovation Management: An International Publication of the Product Development & Management Association*, 19(2), 110–132.
- Getnet, B., Jebena, T., & Tsegaye, A. (2014). The effect of employees' fairness perception on their satisfaction towards the performance appraisal practices. *International Journal of Management and Commerce Innovations*, 2(1), 174–210.
- Gogtay, N. J., & Thatte, U. M. (2017). Principles of correlation analysis. *Journal of the Association of Physicians of India*, 65(3), 78–81.
- Gomes, J. F. S., Hurmelinna, P., & Olander, H. (2017). HR Practices and knowledge sharing and protection activities, and performance- a moderation model. *International Journal of Innovation Management*, 21(5). <https://doi.org/10.1142/S1363919617400035>
- Gong, Y., Huang, J.-C., & Farh, J.-L. (2009). Employee learning orientation, transformational leadership, and employee creativity: The mediating role of employee creative self-efficacy. *Academy of Management Journal*, 52(4), 765–778.
- Gopalakrishnan, S., & Damanpour, F. (1997). A review of innovation research in economics, sociology and technology management. *Omega*, 25(1), 15–28.
- Grant, R. M. (1991). The resource-based theory of competitive advantage: implications for strategy formulation. *California Management Review*, 33(3), 114–135.
- Grant, R. M. (1996). Toward a knowledge-based theory of the firm. *Strategic Management Journal*, 17(S2), 109–122.
- Greenleaf, R. K. (2002). *Servant leadership: A journey into the nature of legitimate power*

and greatness. Paulist Press.

- Gui, C., Luo, A., Zhang, P., & Deng, A. (2020). A meta-analysis of transformational leadership in hospitality research. *International Journal of Contemporary Hospitality Management*, 32(6), 2137–2154. <https://doi.org/10.1108/IJCHM-05-2019-0507>
- Guthrie, J. P. (2001). High-involvement work practices, turnover, and productivity: Evidence from New Zealand. *Academy of Management Journal*, 44(1), 180–190.
- Ha, A. Y., Tian, Q., & Tong, S. (2017). Information sharing in competing supply chains with production cost reduction. *Manufacturing & Service Operations Management*, 19(2), 246–262.
- Hair, J. F., Black, W. C., Babin, B. J., Anderson, R. E., & Tatham, R. L. (2006). *Multivariate data analysis (Vol. 6)*.
- Halawi, L. A., Aronson, J. E., & McCarthy, R. V. (2005). Resource-based view of knowledge management for competitive advantage. *The Electronic Journal of Knowledge Management*, 3(2), 75.
- Hao, M. J., & Yazdanifard, R. (2015). How effective leadership can facilitate change in organizations through improvement and innovation. *Global Journal of Management and Business Research*.
- Hater, J. J., & Bass, B. M. (1988). Superiors' evaluations and subordinates' perceptions of transformational and transactional leadership. *Journal of Applied Psychology*, 73(4), 695.
- Heale, R., & Twycross, A. (2015). Validity and reliability in quantitative studies. *Evidence-Based Nursing*, 18(3), 66–67.
- Hellriegel, D., Jackson, S. E., Slocum, J., Staude, G., Amos, T., Klopper, H. B., Louw, L., & Oosthuizen, T. (2004). *Management: Second South African Edition*. Cape Town: Oxford University Press Southern Africa.
- Hemphill, J. K. (1957). Development of the leader behavior description questionnaire. *Leader Behavior; Its Description and Measurements*.
- Hendry, C., & Pettigrew, A. (1990). Human resource management: an agenda for the 1990s. *International Journal of Human Resource Management*, 1(1), 17–43.

- Hersey, P., Blanchard, K. H., & Johnson, D. E. (2001). *Management of school behaviour: Leading human resources*. New Jersey: Prentice-Hall.
- House, R. J. (1971). A path goal theory of leader effectiveness. *Administrative Science Quarterly*, 321–339.
- Howell, J. M., & Boies, K. (2004). Champions of technological innovation: The influence of contextual knowledge, role orientation, idea generation, and idea promotion on champion emergence. *The Leadership Quarterly*, 15(1), 123–143.
<https://doi.org/https://doi.org/10.1016/j.leaqua.2003.12.008>
- Hurduzeu, R.-E. (2015). The impact of leadership on organizational performance. *SEA–Practical Application of Science*, 3(07), 289–293.
- Huselid, M. A. (1995). The impact of human resource management practices on turnover, productivity, and corporate financial performance. *Academy of Management Journal*, 38(3), 635–672.
- Husin, N. H., Naha, N., Mansor, A., Widarman, B., & Kelana, Y. (2021). The Influence of High Performance Work Systems (HPWS) On Innovative Work Behaviour Through Work Engagement. *Journal of Contemporary Issues ...*, 27(2), 5408–5424.
<https://doi.org/10.47750/cibg.2021.27.02.548>
- Igalens, J., & Roussel, P. (1999). A study of the relationships between compensation package, work motivation and job satisfaction. *Journal of Organizational Behavior*, 20(7), 1003–1025.
- Imran, R., & Al-Ansi, K. S. H. (2019). High performance work system, job engagement and innovative work behavior: An exploration in Omani context. *Proceedings of the 2019 2nd International Conference on Computers in Management and Business*, 24–28.
- Imran, R., Shabbir, M. S., & Mahmood, A. (2020). High-Performance Work System: an important link between transformational leadership and job performance. *Polish Journal of Management Studies*, 22.
- In, J. (2017). Introduction of a pilot study. *Korean Journal of Anesthesiology*, 70(6), 601.
- Ipe, M. (2003). Knowledge sharing in organizations: A conceptual framework. *Human Resource Development Review*, 2(4), 337–359.

- Jackson, N. C. (2019). Managing for competency with innovation change in higher education: Examining the pitfalls and pivots of digital transformation. *Business Horizons*, 62(6), 761–772.
- Jacobs, T. O., & Jaques, E. (1990). *Military executive leadership*.
- Jameel, A. S., & Ahmad, A. R. (2019). The effect of transformational leadership on job satisfaction among academic staff. *The 34th International Business Information Management Association (IBIMA) Conference*, 13–14.
- Janssen, O. (2000). Job demands, perceptions of effort-reward fairness and innovative work behaviour. *Journal of Occupational and Organizational Psychology*, 73(3), 287–302.
- Jiang, Z., & Hu, X. (2016). Knowledge Sharing and Life Satisfaction: The Roles of Colleague Relationships and Gender. *Social Indicators Research*, 126(1), 379–394. <https://doi.org/10.1007/s11205-015-0886-9>
- Jung, D. I., & Avolio, B. J. (2000). Opening the black box: An experimental investigation of the mediating effects of trust and value congruence on transformational and transactional leadership. *Journal of Organizational Behavior*, 21(8), 949–964.
- Jyoti, J., & Rani, A. (2017). High performance work system and organisational performance: role of knowledge management. *Personnel Review*, 46(8), 1770–1795. <https://doi.org/10.1108/PR-10-2015-0262>
- Kadiresan, V., Selamat, M. H., Selladurai, S., Ramendran, C. S. P. R., & Mohamed, R. K. M. H. (2015). Performance appraisal and training and development of human resource management practices (HRM) on organizational commitment and turnover intention. *Asian Social Science*, 11(24), 162.
- Kahn, K. B. (2018). Understanding innovation. *Business Horizons*, 61(3), 453–460.
- Kammerhoff, J., Lauenstein, O., & Schütz, A. (2019). Leading toward harmony—Different types of conflict mediate how followers’ perceptions of transformational leadership are related to job satisfaction and performance. *European Management Journal*, 37(2), 210–221.
- Kanfer, R., & Ackerman, P. L. (1989). Motivation and cognitive abilities: An integrative/aptitude-treatment interaction approach to skill acquisition. *Journal of Applied Psychology*, 74(4), 657.

- Kanfer, R., Frese, M., & Johnson, R. E. (2017). Motivation related to work: A century of progress. *Journal of Applied Psychology, 102*(3), 338.
- Kang, M., & Lee, M.-J. (2017). Absorptive capacity, knowledge sharing, and innovative behaviour of R&D employees. *Technology Analysis & Strategic Management, 29*(2), 219–232. <https://doi.org/10.1080/09537325.2016.1211265>
- Kanter, R. M. (1988). Three tiers for innovation research. *Communication Research, 15*(5), 509–523.
- Kanungo, R. N. (1982). Measurement of job and work involvement. *Journal of Applied Psychology, 67*(3), 341.
- Katz, D. (1978). *Social psychology of organizations*.
- Kessel, M., Hannemann-Weber, H., & Kratzer, J. (2012). Innovative work behavior in healthcare: The benefit of operational guidelines in the treatment of rare diseases. *Health Policy, 105*(2–3), 146–153.
- Khalid, K., & Nawab, S. (2018). Employee participation and employee retention in view of compensation. *SAGE Open, 8*(4), 2158244018810067.
- Khan, A. M., Jantan, A. H. Bin, Salleh, L. B. M., Dato’Mansor, Z., Islam, M. A., & Hosen, S. (2019). The impact of transformational leadership effects on innovative work behavior by the moderating role of psychological empowerment. *Journal of Reviews on Global Economics, 8*, 925–938.
- Khan, M. A., Ismail, F. B., Hussain, A., & Alghazali, B. (2020). The interplay of leadership styles, innovative work behavior, organizational culture, and organizational citizenship behavior. *Sage Open, 10*(1), 2158244019898264.
- Kheng, Y. K., June, S., & Mahmood, R. (2013). The determinants of innovative work behavior in the knowledge intensive business services sector in Malaysia. *Asian Social Science, 9*(15), 47.
- Kianto, A., Sáenz, J., & Aramburu, N. (2017). Knowledge-based human resource management practices, intellectual capital and innovation. *Journal of Business Research, 81*, 11–20.
- Kim, E.-J., & Park, S. (2020). Transformational leadership, knowledge sharing,

- organizational climate and learning: an empirical study. *Leadership & Organization Development Journal*, 41(6), 761–775. <https://doi.org/10.1108/LODJ-12-2018-0455>
- Kim, W., & Park, J. (2017). Examining Structural Relationships between Work Engagement, Organizational Procedural Justice, Knowledge Sharing, and Innovative Work Behavior for Sustainable Organizations. In *Sustainability* (Vol. 9, Issue 2). <https://doi.org/10.3390/su9020205>
- Kimberlin, C. L., & Winterstein, A. G. (2008). Validity and reliability of measurement instruments used in research. *American Journal of Health-System Pharmacy*, 65(23), 2276–2284.
- Kirkpatrick, S. A., & Locke, E. A. (1991). Leadership: do traits matter? *Academy of Management Perspectives*, 5(2), 48–60.
- Kleysen, R. F., & Street, C. T. (2001). Toward a multi-dimensional measure of individual innovative behavior. *Journal of Intellectual Capital*.
- Kovach, M. (2019). Transformational leadership produces higher achievement outcomes: A review in education and military contexts. *AURCO Journal*, 25, 137–147.
- Kumar, R. (2018). *Research methodology: A step-by-step guide for beginners*. Sage.
- Kuo, Y.-K., Kuo, T.-H., & Ho, L.-A. (2014). Enabling innovative ability: knowledge sharing as a mediator. *Industrial Management & Data Systems*, 114(5), 696–710. <https://doi.org/10.1108/IMDS-10-2013-0434>
- Labrague, L. J., Nwafor, C. E., & Tsaras, K. (2020). Influence of toxic and transformational leadership practices on nurses' job satisfaction, job stress, absenteeism and turnover intention: A cross-sectional study. *Journal of Nursing Management*, 28(5), 1104–1113.
- Lado, A. A., & Wilson, M. C. (1994). Human resource systems and sustained competitive advantage: A competency-based perspective. *Academy of Management Review*, 19(4), 699–727.
- Larsson, R. (1993). Case survey methodology: Quantitative analysis of patterns across case studies. *Academy of Management Journal*, 36(6), 1515–1546.
- Latif, M. (2016). The Impact of Charismatic Leadership on The Organization. *Journal of Islam and Science*, 3(2), 204–217.

- Lawler, E. E. (1986). What's wrong with point-factor job evaluation. *Compensation & Benefits Review*, 18(5), 20–28.
- Lawler III, E. E. (1986). *High-Involvement Management. Participative Strategies for Improving Organizational Performance*. ERIC.
- Le, P. B., & Lei, H. (2019). Determinants of innovation capability: the roles of transformational leadership, knowledge sharing and perceived organizational support. *Journal of Knowledge Management*.
- Lee, P., Gillespie, N., Mann, L., & Wearing, A. (2010). Leadership and trust: Their effect on knowledge sharing and team performance. *Management Learning*, 41. <https://doi.org/10.1177/1350507610362036>
- Lei, H., Leaungkhamma, L., & Le, P. B. (2020). How transformational leadership facilitates innovation capability: the mediating role of employees' psychological capital. *Leadership & Organization Development Journal*.
- Lengnick-Hall, M. L., Lengnick-Hall, C. A., Andrade, L. S., & Drake, B. (2009). Strategic human resource management: The evolution of the field. *Human Resource Management Review*, 19(2), 64–85.
- LePine, J. A., & Van Dyne, L. (1998). Predicting voice behavior in work groups. *Journal of Applied Psychology*, 83(6), 853.
- Leroy, H., Segers, J., Van Dierendonck, D., & Den Hartog, D. (2018). *Managing people in organizations: Integrating the study of HRM and leadership*. Elsevier.
- Li, H., Sajjad, N., Wang, Q., Muhammad Ali, A., Khaqan, Z., & Amina, S. (2019). Influence of transformational leadership on employees' innovative work behavior in sustainable organizations: Test of mediation and moderation processes. *Sustainability*, 11(6), 1594.
- Lievens, F. (2015). *Human resource management*. LannooCampus.
- Lin, H.-F. (2015). Linking knowledge management orientation to balanced scorecard outcomes. *Journal of Knowledge Management*, 19(6), 1224–1249. <https://doi.org/10.1108/JKM-04-2015-0132>
- Liu, C.-H. (2017). Creating competitive advantage: Linking perspectives of organization learning, innovation behavior and intellectual capital. *International Journal of*

Hospitality Management, 66, 13–23.

<https://doi.org/https://doi.org/10.1016/j.ijhm.2017.06.013>

- Lodahl, T. M., & Kejnar, M. (1965). The definition and measurement of job involvement. *Journal of Applied Psychology*, 49(1), 24.
- Lumley, T., Diehr, P., Emerson, S., & Chen, L. (2002). The importance of the normality assumption in large public health data sets. *Annual Review of Public Health*, 23(1), 151–169.
- Lynn, M. R. (1986). Determination and quantification of content validity. *Nursing Research*.
- MacDuffie, J. P. (1995). Human resource bundles and manufacturing performance: Organizational logic and flexible production systems in the world auto industry. *Ilr Review*, 48(2), 197–221.
- Machin, M. A., & Treloar, C. A. (2004). Predictors of motivation to learn when training is mandatory. *Proceedings of the 39th Australian Psychological Society Annual Conference: Psychological Science in Action*, 157–161.
- Mahdi, O. R., Nassar, I. A., & Almsafir, M. K. (2019). Knowledge management processes and sustainable competitive advantage: An empirical examination in private universities. *Journal of Business Research*, 94, 320–334.
<https://doi.org/https://doi.org/10.1016/j.jbusres.2018.02.013>
- Mahmood, M., Uddin, M. A., & Fan, L. (2018). The influence of transformational leadership on employees' creative process engagement: A multi-level analysis. *Management Decision*.
- Malik, M. E., Danish, R. Q., & Munir, Y. (2012). The impact of pay and promotion on job satisfaction: Evidence from higher education institutes of Pakistan. *American Journal of Economics*, 2(4), 6–9.
- Mann, R. D. (1959). A review of the relationships between personality and performance in small groups. *Psychological Bulletin*, 56(4), 241.
- Manzoor, F., Wei, L., Nurunnabi, M., Subhan, Q. A., Shah, S. I. A., & Fallatah, S. (2019). The impact of transformational leadership on job performance and CSR as mediator in SMEs. *Sustainability*, 11(2), 436.

- Mao, H., Liu, S., Zhang, J., & Deng, Z. (2016). Information technology resource, knowledge management capability, and competitive advantage: The moderating role of resource commitment. *International Journal of Information Management*, 36(6), 1062–1074.
- Marouf, L. (2016). The role of knowledge sharing culture in business performance. *VINE Journal of Information and Knowledge Management Systems*.
- Marshall, H. H. (1987). Motivational strategies of three fifth-grade teachers. *The Elementary School Journal*, 88(2), 135–150.
- Masa'deh, R., Obeidat, B. Y., & Tarhini, A. (2016). A Jordanian empirical study of the associations among transformational leadership, transactional leadership, knowledge sharing, job performance, and firm performance. *Journal of Management Development*, 35(5), 681–705. <https://doi.org/10.1108/JMD-09-2015-0134>
- Masood, M., & Afsar, B. (2017). Transformational leadership and innovative work behavior among nursing staff. *Nursing Inquiry*, 24(4), e12188.
- Massarik, F., & Weschler, I. R. (1961). *Leadership and Organization. A behavioral science approach.* [By] Robert Tannenbaum, Irving R. Weschler, Fred Massarik. McGraw-Hill Book Company.
- Matej, G., Matej, Č., Sandra, P., & Barbara, G. (2020). Authentic and transformational leadership and innovative work behaviour: the moderating role of psychological empowerment. In *European Journal of Innovation Management: Vol. ahead-of-p* (Issue ahead-of-print). <https://doi.org/10.1108/EJIM-10-2019-0294>
- McGregor, D. (1960). *The human side of enterprise, New York (McGraw-Hill Book Company) 1960.*
- McKnight, P. E., McKnight, K. M., Sidani, S., & Figueredo, A. J. (2007). *Missing data: A gentle introduction.* Guilford Press.
- McLafferty, S. L. (2003). Conducting questionnaire surveys. *Key Methods in Geography*, 1(2), 87–100.
- McLean, L. D. (2005). Organizational culture's influence on creativity and innovation: A review of the literature and implications for human resource development. *Advances in Developing Human Resources*, 7(2), 226–246.

- McMahan, G. C., Bell, M. P., & Virick, M. (1998). Strategic human resource management: Employee involvement, diversity, and international issues. *Human Resource Management Review*, 8(3), 193–214.
- Meek, V. L., Teichler, U., & Kearney, M.-L. (2009). Higher education, research and innovation: Changing dynamics. *A Report on the UNESCO Forum on Higher Education, Research and Knowledge. International Centre for Higher Education Research Kassel, University of Kassel.*
- Menon, M. E., & Ioannou, A. (2016). The link between transformational leadership and teacher's job satisfaction , commitment, motivation to learn and trust in the leader. *Academy of Educational Leadership Journal*, 20(3).
- Mester, C., Visser, D., Roodt, G., & Kellerman, R. (2003). Leadership style and its relation to employee attitudes and behaviour. *SA Journal of Industrial Psychology*, 29(2), 72–82.
- Midi, H., Sarkar, S. K., & Rana, S. (2010). Collinearity diagnostics of binary logistic regression model. *Journal of Interdisciplinary Mathematics*, 13(3), 253–267.
- Miles, R. E., & Snow, C. C. (1984). Designing strategic human resources systems. *Organizational Dynamics*, 13(1), 36–52.
- Miller, E. L., & Burack, E. H. (1981). A status report on human resource planning from the perspective of human resource planners. *Human Resource Planning*, 4(2), 33–40.
- Mittal, S., & Dhar, R. L. (2016). Effect of green transformational leadership on green creativity: A study of tourist hotels. *Tourism Management*, 57, 118–127.
- Mohd Noor, N. H., Hajar, S. A. B., & Idris, M. A. (2015). The Determinant of Nonprofit External and Internal Effectiveness: The Role of Knowledge Sharing, Collaborative Culture, and Beneficiary Participation. *Human Service Organizations: Management, Leadership & Governance*, 39(5), 459–474.
<https://doi.org/10.1080/23303131.2015.1076550>
- Mohrman Jr, A. M., Resnick-West, S. M., Lawler III, E. E., Driver, M. J., Von Glinow, M. A., & Prince, J. B. (1989). *Designing performance appraisal systems: Aligning appraisals and organizational realities.* Jossey-Bass.
- Montani, F., Odoardi, C., & Battistelli, A. (2014). Individual and contextual determinants of innovative work behaviour: Proactive goal generation matters. *Journal of Occupational*

- and Organizational Psychology*, 87(4), 645–670. <https://doi.org/10.1111/joop.12066>
- Morgan, D., & Zeffane, R. (2003). Employee involvement, organizational change and trust in management. *International Journal of Human Resource Management*, 14(1), 55–75.
- Morrison, E. W., & Phelps, C. C. (1999). Taking charge at work: Extrarole efforts to initiate workplace change. *Academy of Management Journal*, 42(4), 403–419.
- Moussa, M., McMurray, A., & Muenjohn, N. (2018). A conceptual framework of the factors influencing innovation in public sector organizations. *The Journal of Developing Areas*, 52(3), 231–240.
- Mullins, L. J. (2007). *Management and organisational behaviour*. Pearson education.
- Naguib, H. M., & Naem, A. E.-H. (2018). The impact of transformational leadership on the organizational innovation. *The International Journal of Social Sciences and Humanities Invention*, 5(1), 4337–4343.
- Nassif, A. G., Hackett, R. D., & Wang, G. (2017). Ethical, virtuous, and charismatic leadership: An examination of differential relationships with follower and leader outcomes. *Journal of Business Ethics*, 172(3), 581–603.
- Nauffal, D., & Nader, J. (2021). Organizational cultures of higher education institutions operating amid turbulence and an unstable environment: the Lebanese case. *Higher Education*, 1–29.
- Nawab, S., & Bhatti, K. K. (2011). Influence of employee compensation on organizational commitment and job satisfaction: A case study of educational sector of Pakistan. *International Journal of Business and Social Science*, 2(8).
- Ng, I., & Dastmalchian, A. (2011). Perceived training benefits and training bundles: a Canadian study. *The International Journal of Human Resource Management*, 22(04), 829–842.
- Ng, T. W. H. (2017). Transformational leadership and performance outcomes: Analyses of multiple mediation pathways. *The Leadership Quarterly*, 28(3), 385–417. <https://doi.org/https://doi.org/10.1016/j.leaqua.2016.11.008>
- Nguyen, T., Nguyen, K., & Do, T. (2019). Knowledge sharing and innovative work behavior: The case of Vietnam. *Uncertain Supply Chain Management*, 7(4), 619–634.

- Nguyen, T. P. L., Nguyen, K. N., Do, T. D., & Nguyen, T. T. M. (2019). Knowledge sharing and innovative work behavior: The case of Vietnam. *Uncertain Supply Chain Management*, 7(4), 619–634. <https://doi.org/10.5267/j.uscm.2019.5.001>
- Nguyen, T. P. L., Tran, N. M., Doan, X. H., & Van Nguyen, H. (2020). The impact of knowledge sharing on innovative work behavior of Vietnam telecommunications enterprises employees. *Management Science Letters*, 10(1), 53–62. <https://doi.org/10.5267/j.msl.2019.8.016>
- Nielsen, P., Rasmussen, P., Chiang, H., Han, T., & Chuang, J. (2011). The relationship between high-commitment HRM and knowledge-sharing behavior and its mediators. *International Journal of Manpower*.
- Nishii, L. H., Lepak, D. P., & Schneider, B. (2008). Employee attributions of the “why” of HR practices: Their effects on employee attitudes and behaviors, and customer satisfaction. *Personnel Psychology*, 61(3), 503–545.
- Noe, R. A. (1986). Trainees’ attributes and attitudes: Neglected influences on training effectiveness. *Academy of Management Review*, 11(4), 736–749.
- Noe, R. A., & Schmitt, N. (1986). The influence of trainee attitudes on training effectiveness: Test of a model. *Personnel Psychology*, 39(3), 497–523.
- Noe, R., Hollenbeck, J., Gerhart, B., & Wright, P. (2006). *Human Resources Management: Gaining a Competitive Advantage, Tenth Global Edition*. McGraw-Hill Education New York, MA.
- Northouse, P G. (2004). Leadership theory and practice 3rd Ed Sage. *Thousand Oaks, CA*.
- Northouse, Peter G. (1998). Leadership: Theory and Practice. *LEADERSHIP QUARTERLY*, 9(4).
- Northouse, Peter G. (2021). *Leadership: Theory and practice*. Sage Publications.
- O’Brien, M. (2011). HR’s Take on the Office. *Human Resource Executive Online*. Archived from the Original On, 18.
- O’Brien, R. M. (2007). A caution regarding rules of thumb for variance inflation factors. *Quality & Quantity*, 41(5), 673–690.
- O’Sullivan, D., & Dooley, L. (2008). *Applying innovation*. Sage publications.

- Ogunmokun, O. A., Unverdi-Creig, G. I., Said, H., Avci, T., & Eluwole, K. K. (2021). Consumer well-being through engagement and innovation in higher education: A conceptual model and research propositions. *Journal of Public Affairs, 21*(1), e2100.
- Okoronkwo, K., & Grant, R. M. (1996). Toward a Knowledge-Based Theory of the Firm. *Strategic Management Journal, 17*, 109–122.
- Omotayo, F. O. (2015). Knowledge Management as an important tool in Organisational Management: A Review of Literature. *Library Philosophy and Practice, 1*(2015), 1–23.
- Örnek, A. Ş., & Ayas, S. (2015). The relationship between intellectual capital, innovative work behavior and business performance reflection. *Procedia-Social and Behavioral Sciences, 195*, 1387–1395.
- Osabiya, B. J. (2015). The effect of employees motivation on organizational performance. *Journal of Public Administration and Policy Research, 7*(4), 62–75.
- Osborne, J. W., & Overbay, A. (2004). The power of outliers (and why researchers should always check for them). *Practical Assessment, Research, and Evaluation, 9*(1), 6.
- Osborne, J. W., & Waters, E. (2002). Four assumptions of multiple regression that researchers should always test. *Practical Assessment, Research, and Evaluation, 8*(1), 2.
- Oyemomi, O., Liu, S., Neaga, I., & Alkhuraiji, A. (2016). How knowledge sharing and business process contribute to organizational performance: Using the fsQCA approach. *Journal of Business Research, 69*(11), 5222–5227.
- Paauwe, J. (2009). HRM and performance: Achievements, methodological issues and prospects. *Journal of Management Studies*.
- Pallant, J. (2020). *SPSS survival manual: A step by step guide to data analysis using IBM SPSS*. Routledge.
- Pan, S. L., & Scarbrough, H. (1999). Knowledge management in practice: An exploratory case study. *Technology Analysis & Strategic Management, 11*(3), 359–374.
- Park, S., & Jo, S. J. (2018). The impact of proactivity, leader-member exchange, and climate for innovation on innovative behavior in the Korean government sector. *Leadership & Organization Development Journal, 39*(1), 130–149. <https://doi.org/10.1108/LODJ-09-2016-0216>

- Park, Y. S., Konge, L., & Artino, A. R. (2020). The positivism paradigm of research. *Academic Medicine, 95*(5), 690–694.
- Parker, S. K., Williams, H. M., & Turner, N. (2006). Modeling the antecedents of proactive behavior at work. *Journal of Applied Psychology, 91*(3), 636.
- Pemula, P. D. (2017). *The Impact of Leadership Styles on the Entrepreneurial Orientation of Small and Medium Enterprises in South Africa. 110265*(2), 110493.
- Petters, E. H., Rosenbach, W. E., & Pittman, T. S. (1998). *Follower as partners: Taking the Initiative for action. Contemporary Issues in Leadership (4th eds)*. Westview Press.
- Pfeffer, J., & Jeffrey, P. (1998). *The human equation: Building profits by putting people first*. Harvard Business Press.
- Pfeiffer, S. I., & Marmo, P. (1981). The status of training in school psychology and trends toward the future. *Journal of School Psychology, 19*(3), 211–216.
- Phong, L. B., & Son, T. T. (2020). The Link between Transformational Leadership and Knowledge Sharing: Mediating Role of Distributive, Procedural and Interactional Justice. *Journal of Information and Knowledge Management, 19*(3).
<https://doi.org/10.1142/S0219649220500203>
- Pradhan, S., & Jena, L. K. (2019). Does Meaningful Work Explains the Relationship Between Transformational Leadership and Innovative Work Behaviour? *Vikalpa, 44*(1), 30–40. <https://doi.org/10.1177/0256090919832434>
- Prelicean, G. (2016). *Universities as learning organizations in the knowledge economy*.
- Purwanto, A., Purba, J. T., Sijabat, R., & Bernarto, I. (2021). The Role of Transformational Leadership, Organizational Citizenship Behaviour, Innovative Work Behaviour, Quality Work Life, Digital Transformation and Leader Member Exchange on Universities Performance. *Organizational Citizenship Behaviour, Innovative Work Behaviour, Quality Work Life, Digital Transformation and Leader Member Exchange on Universities Performance (December 17, 2021)*.
- Ragab, M. A. F., & Arisha, A. (2013). Knowledge management and measurement: a critical review. *Journal of Knowledge Management*.
- Razali, N. M., & Wah, Y. B. (2011). Power comparisons of shapiro-wilk, kolmogorov-

- smirnov, lilliefors and anderson-darling tests. *Journal of Statistical Modeling and Analytics*, 2(1), 21–33.
- Resurreccion, P. F. (2012). Performance management and compensation as drivers of organization competitiveness: The Philippine perspective. *International Journal of Business and Social Science*, 3(21).
- Rezaei, G., Gholami, H., Shaharou, A. B. M., Zameri Mat Saman, M., Sadeghi, L., & Zakuan, N. (2017). Shared knowledge mediated correlation between cultural excellence and organisational performance. *Total Quality Management & Business Excellence*, 28(3–4), 427–458. <https://doi.org/10.1080/14783363.2015.1090292>
- Ribeiro, N., Yücel, İ., & Gomes, D. (2018). How transformational leadership predicts employees' affective commitment and performance. *International Journal of Productivity and Performance Management*, 67(9), 1901–1917. <https://doi.org/10.1108/IJPPM-09-2017-0229>
- Ribiere, V., & Sitar, A. (2003). Critical role of leadership in nurturing a knowledge-supporting culture. *Knowledge Management Research & Practice*, 1, 39–48. <https://doi.org/10.1057/palgrave.kmrp.8500004>
- Riege, A. (2007). Actions to overcome knowledge transfer barriers in MNCs. *Journal of Knowledge Management*.
- Robbins, S. P. (2001). *Organisational Behaviour: Global and Southern African Perspectives*. Pearson South Africa.
- Ryan, R. M., & Deci, E. L. (2000). Intrinsic and extrinsic motivations: Classic definitions and new directions. *Contemporary Educational Psychology*, 25(1), 54–67.
- Sabir, A. (2017). Motivation: Outstanding way to promote productivity in employees. *American Journal of Management Science and Engineering*, 2(3), 35–40.
- Salampasis, D. G., Mention, A.-L., & Torkkeli, M. (2015). Trust embeddedness within an open innovation mindset. *International Journal of Business and Globalisation*, 14(1), 32–57.
- Salman, I., Mamoona, R., Huma, K., & Ahmed, S. (2020). Human resource practices and organizational innovation capability: role of knowledge management. In *VINE Journal of Information and Knowledge Management Systems: Vol. ahead-of-p* (Issue ahead-of-

print). <https://doi.org/10.1108/VJIKMS-02-2020-0033>

- Saunders, M., Lewis, P., & Thornhill, A. (2003). *Research methods for business students*. Essex: Prentice Hall: Financial Times.
- Saunders, M., Lewis, P., & Thornhill, A. (2009). *Research methods for business students*. Pearson education.
- Schuckert, M., Kim, T. T., Paek, S., & Lee, G. (2018). Motivate to innovate: How authentic and transformational leaders influence employees' psychological capital and service innovation behavior. *International Journal of Contemporary Hospitality Management*.
- Schuler, R. S. (1992). Strategic human resources management: Linking the people with the strategic needs of the business. *Organizational Dynamics*, 21(1), 18–32.
- Schumpeter, J. A. (1934). *The theory of economic development: an inquiry into profits, capital, credit, interest, and the business cycle*.
- Scott, S. G., & Bruce, R. A. (1994). Determinants of innovative behavior: A path model of individual innovation in the workplace. *Academy of Management Journal*, 37(3), 580–607.
- Sekaran, U., & Bougie, R. (2016). *Research methods for business: A skill building approach*. John Wiley & Sons.
- Shahzadi, I., Javed, A., Pirzada, S. S., Nasreen, S., & Khanam, F. (2014). Impact of employee motivation on employee performance. *European Journal of Business and Management*, 6(23), 159–166.
- Shalley, C. E., Zhou, J., & Oldham, G. R. (2004). The Effects of Personal and Contextual Characteristics on Creativity: Where Should We Go from Here? *Journal of Management*, 30(6), 933–958. <https://doi.org/https://doi.org/10.1016/j.jm.2004.06.007>
- Shane, S. A. (1994). Are champions different from non-champions? *Journal of Business Venturing*, 9(5), 397–421.
- Šikýř, M. (2013). Best practices in human resource management: The source of excellent performance and sustained competitiveness. *Central European Business Review*, 2(1), 43–48.
- Silva, A. (2016). What is leadership? *Journal of Business Studies Quarterly*, 8(1), 1.

- Siregar, Z. M. E., Suryana, E. A., & Senen, S. H. (2019). Factors influencing innovative work behavior: an individual factors perspective. *International Journal of Scientific & Technology Research*, 8(9), 324–327.
- Smith, G. T. (2005). On construct validity: issues of method and measurement. *Psychological Assessment*, 17(4), 396.
- Smy, V., Shelton, K., Tombs, M., & Patrick, J. (2016). Perceived transformational leadership, instructor behaviors, and motivation to learn: a mediated model. *Le Travail Humain*, Vol. 79(2), 169–185. <https://doi.org/10.3917/th.792.0169>
- Sobel, M. E. (1982). Asymptotic confidence intervals for indirect effects in structural equation models. *Sociological Methodology*, 13, 290–312.
- Son, T. T., Phong, L. B., & Loan, B. T. T. (2020). Transformational Leadership and Knowledge Sharing: Determinants of Firm's Operational and Financial Performance. *SAGE Open*, 10(2), 2158244020927426. <https://doi.org/10.1177/2158244020927426>
- SoonYew, J., LaiKuan, K., Zaliha, H., & Kamaruzaman, J. (2008). The influence of employee benefits towards organizational commitment. *Asian Social Science Journal*, 4(8).
- Spinks, N., & Wells, B. (1995). Quality communication: a key to quality leadership. *Training for Quality*.
- Spratt, M. F. (1997). Hp as a Source (of Shareholder Value: Research and Recommendations. *Human Resource Management*, 36(1), 39–47.
- Staw, B. M. (1980). The consequences of turnover. *Journal of Occupational Behaviour*, 253–273.
- Stofkova, Z., & Sukalova, V. (2020). Sustainable development of human resources in globalization period. *Sustainability*, 12(18), 7681.
- Stogdill, R. M. (1948). Personal factors associated with leadership: A survey of the literature. *The Journal of Psychology*, 25(1), 35–71.
- Stogdill, R. M. (1950). Leadership, membership and organization. *Psychological Bulletin*, 47(1), 1.
- Stogdill, R. M. (1974). *Handbook of leadership: A survey of theory and research*. Free Press.

- Storey, J. (1992). *Developments in the management of human resources: an analytical review*. Blackwell.
- Suifan, T. S., Abdallah, A. B., & Al Janini, M. (2018). The impact of transformational leadership on employees' creativity: The mediating role of perceived organizational support. *Management Research Review*.
- Supratman, O. V., Entang, M., & Tukiran, M. (2021). The relationship of charismatic leadership, employee personality, and employee performance: Evidence from PT. Karya Abadi Luhur. *International Journal of Social and Management Studies*, 2(2), 17–41.
- Syahreza, D. S., Lumbanraja, P., Dalimunthe, R. F., & Absah, Y. (2017). *Compensation, employee performance, and mediating role of retention: A study of differential semantic scales*.
- Tabachnick, B. G., Fidell, L. S., & Ullman, J. B. (2007). *Using multivariate statistics* (Vol. 5). Pearson Boston, MA.
- Takeuchi, R., Lepak, D. P., Wang, H., & Takeuchi, K. (2007). An empirical examination of the mechanisms mediating between high-performance work systems and the performance of Japanese organizations. *Journal of Applied Psychology*, 92(4), 1069.
- Thurlings, M., Evers, A. T., & Vermeulen, M. (2015). Toward a model of explaining teachers' innovative behavior: A literature review. *Review of Educational Research*, 85(3), 430–471.
- Tombs, M. (2011). *Motivation to learn: Test of a model in different training contexts*. Cardiff University (United Kingdom).
- Tushman, M., & Nadler, D. (1986). Organizing for innovation. *California Management Review*, 28(3), 74–92.
- Tushman, M., Tushman, M. L., & O'Reilly, C. A. (2002). *Winning through innovation: A practical guide to leading organizational change and renewal*. Harvard Business Press.
- Van de Ven, A. H. (1986). Central problems in the management of innovation. *Management Science*, 32(5), 590–607.
- Van de Ven, A. H., & Rogers, E. M. (1988). Innovations and organizations: Critical perspectives. *Communication Research*, 15(5), 632–651.

- Van Den Hooff, B., & Ridder, J. A. (2004). Knowledge sharing in context: The influence of organizational commitment, communication climate and CMC use on knowledge sharing. *Journal of Knowledge Management*, 8(6), 117–130.
<https://doi.org/10.1108/13673270410567675>
- VandeWalle, D. (1997). Development and validation of a work domain goal orientation instrument. *Educational and Psychological Measurement*, 57(6), 995–1015.
- VandeWalle, D., & Cummings, L. L. (1997). A test of the influence of goal orientation on the feedback-seeking process. *Journal of Applied Psychology*, 82(3), 390.
- Venkoba, R. D. (2016). Innovation through employee engagement. *Asia Pacific Institute of Advanced Research (APIAR)*.
- Vincent, G. S., & Joseph, A. (2013). Challenges for human resource experts in Global scenerio. *International Journal of Advancement in Research and Technology*, 2(4), 209–214.
- Vision Oman 2040*. (n.d.). <https://www.oman2040.om/>
- Volckmann, R. (2012). Integral leadership and diversity—definitions, distinctions and implications. *Integral Leadership Review*, 12(3), 1–21.
- von Krogh, G., Nonaka, I., & Rechsteiner, L. (2012). Leadership in organizational knowledge creation: A review and framework. *Journal of Management Studies*, 49(1), 240–277.
<https://doi.org/10.1111/j.1467-6486.2010.00978.x>
- Vroom, V. H., & Jago, A. G. (1988). *The new leadership: Managing participation in organizations*. Prentice-Hall, Inc.
- Wang, C. L. (2009). Knowledge Management Orientation, Market Orientation, and Firm Performance: An Integration and Empirical Examination. *Journal of Strategic Marketing*, 17(2), 147–170.
- Wang, Z., & Wang, N. (2012a). Knowledge sharing, innovation and firm performance. *Expert Systems with Applications*, 39(10), 8899–8908.
<https://doi.org/10.1016/j.eswa.2012.02.017>
- Wang, Z., & Wang, N. (2012b). Knowledge sharing, innovation and firm performance. *Expert Systems with Applications*, 39(10), 8899–8908.

<https://doi.org/https://doi.org/10.1016/j.eswa.2012.02.017>

- Watson, T. J. (2010). Critical social science, pragmatism and the realities of HRM. *The International Journal of Human Resource Management*, 21(6), 915–931.
- Way, S. A. (2002). High performance work systems and intermediate indicators of firm performance within the US small business sector. *Journal of Management*, 28(6), 765–785.
- Wentzel, K. R., & Asher, S. R. (1995). The academic lives of neglected, rejected, popular, and controversial children. *Child Development*, 66(3), 754–763.
- Wikhamn, W. (2019). Innovation, sustainable HRM and customer satisfaction. *International Journal of Hospitality Management*, 76, 102–110.
- Wong, K. L., Ong, S. F., & Kuek, T. Y. (2012). Constructing a survey questionnaire to collect data on service quality of business academics. *European Journal of Social Sciences*, 29(2), 209–221.
- Xie, Y., Xue, W., Li, L., Wang, A., Chen, Y., Zheng, Q., Wang, Y., & Li, X. (2018). Leadership style and innovation atmosphere in enterprises: An empirical study. *Technological Forecasting and Social Change*.
<https://doi.org/10.1016/j.techfore.2018.05.017>
- Yahaya, R., & Ebrahim, F. (2016). Leadership styles and organizational commitment: literature review. *Journal of Management Development*.
- Yi, J. (2009). A measure of knowledge sharing behavior: scale development and validation. *Knowledge Management Research & Practice*, 7(1), 65–81.
- Yu, M.-C., Zheng, X.-T., Wang, G. G., Dai, Y., & Yan, B. (2018). When does motivation to learn reduce innovative behavior? An examination of mediated-moderation model. *Baltic Journal of Management*.
- Yuan, F., & Woodman, R. W. (2010). Innovative behavior in the workplace: The role of performance and image outcome expectations. *Academy of Management Journal*, 53(2), 323–342.
- Yukl, G. (1989). Managerial leadership: A review of theory and research. *Journal of Management*, 15(2), 251–289.

- Yukl, G. (2003). *Leadership in Organizations*.
- Zhu, Y. Q. (2017). Why and how knowledge sharing matters for R&D engineers. *R and D Management*, 47(2), 212–222. <https://doi.org/10.1111/radm.12188>
- Zlate, S., & Cucui, G. (2015). Motivation and performance in higher education. *Procedia-Social and Behavioral Sciences*, 180, 468–476.
- Zuraik, A., & Kelly, L. (2018). The role of CEO transformational leadership and innovation climate in exploration and exploitation. *European Journal of Innovation Management*.
- Zuraik, A., & Kelly, L. (2019). The role of CEO transformational leadership and innovation climate in exploration and exploitation. *European Journal of Innovation Management*.

APPENDICES

الملحق الأول: الاستبيان – Appendix 1: Survey Questionnaire



استبيان

تأثير القيادة التحويلية على السلوك الابتكاري في العمل من خلال مشاركة المعرفة والتشجيع على التعلم ونظام عمل

عالي الأداء في مؤسسات التعليم العالي

تحية طيبة وبعد أخي المشارك / أختي المشاركة

يعتبر هذا الاستبيان ضمن متطلبات ورقة بحثية في كلية إدارة الأعمال من جامعة الشرقية، حيث نجري بحث بعنوان:

تأثير القيادة التحويلية على السلوك الابتكاري في العمل من خلال مشاركة المعرفة والتشجيع على التعلم ونظام عمل

عالي الأداء في مؤسسات التعليم العالي. لا توجد هناك إجابات صحيحة أو خاطئة ما دمت تفعل ذلك بكل أمانة، حيث

سوف يتم التعامل مع إجاباتك على هذا الاستبيان بمنتهى من السرية. سيتم تحليل نتيجة الاستطلاع للأغراض الأكاديمية

والعلمية فقط. ستساهم ردودك بشكل فعال جداً في هذا البحث الأكاديمي. لا تستغرق مشاركتك في هذا الاستبيان أكثر من

3 دقائق فقط، ونتقدم لك بالشكر الجزيل على تعاونك في إجراء هذه الدراسة

القسم الأول: البيانات الشخصية

1. الجنس	<input type="checkbox"/> ذكر	<input type="checkbox"/> أنثى
2. الحالة الاجتماعية	<input type="checkbox"/> أعزب	<input type="checkbox"/> متزوج <input type="checkbox"/> مطلق
3. المستوى التعليمي	<input type="checkbox"/> دكتوراه أو أعلى	<input type="checkbox"/> ماجستير <input type="checkbox"/> بكالوريوس
	<input type="checkbox"/> دبلوم	<input type="checkbox"/> ثانوية عامة فأقل
4. العمر	<input type="checkbox"/> أقل من 25 عام	<input type="checkbox"/> من 25 إلى أقل من 35 عام

45 عام فأكثر

من 35 إلى أقل من 45 عام

من سنة إلى أقل من خمس سنوات

أقل من سنة

سنوات الخبرة في

5.

المؤسسة

عشر سنوات فأكثر

من خمس إلى أقل من عشر سنوات

وظيفتين فقط

الوظيفة الحالية فقط

عدد الوظائف

6. التي شغلتها في

المؤسسة

أكثر من ثلاث وظائف

ثلاث وظائف فقط

مدير عام / مساعد مدير

إداري

مدير / مساعد مدير

عام

7. الوظيفة الحالية

أكاديمي

فني / مهندس

رئيس قسم

القسم الثاني: تصف العناصر التالية القيادة التحويلية، يرجى الإشارة إلى مدى موافقتك على العبارة التالية من خلال

تدوير الرقم المناسب على مقياس التصنيف المقدم.

7	←	1	البند
---	---	---	-------

A. القيادة التحويلية

7	←					1	البند
7	6	5	4	3	2	1	1. يقوم المدير بتوصيل رؤية واضحة وإيجابية للمستقبل.
7	6	5	4	3	2	1	2. يبدي المدير اهتماما ملحوظا بكل فرد من العاملين ويدعمهم ويشجع تنميتهم وتطورهم.
7	6	5	4	3	2	1	3. يتمتع المدير بنمط قيادي داعم مما يشجع الموظفين ويقدر إنجازاتهم.
7	6	5	4	3	2	1	4. يعزز المدير الثقة والمشاركة والتعاون بين أعضاء فريق العمل.
7	6	5	4	3	2	1	5. يشجع المدير الموظفين على التفكير بطرق جديدة في حل المشكلات.
7	6	5	4	3	2	1	6. يشجعي المدير على البحث عن الفرص في مشكلات العمل التي أوجهها.
7	6	5	4	3	2	1	7. يتمتع المدير بالوضوح فيما يتعلق بقيمه وممارساته وقناعاته الخاصة بالعمل.
7	6	5	4	3	2	1	8. يغرس المدير الفخر والاحترام في الآخرين ويلهمني بكفاءته وقدراته في العمل.

القسم الثالث: تصف العناصر التالية السلوك الابتكاري في العمل ، يرجى توضيح إلى أي مدى توافق على البيان

غير موافق بشدة.1- موافق بشدة، 7- :التالي عن طريق تدوير الرقم المناسب على مقياس التصنيف المقدم.

B. السلوك الابتكاري في العمل

7	6	5	4	3	2	1	1. أسعى لإيجاد أفكار جديدة للقضايا المعقدة.
7	6	5	4	3	2	1	2. أبحث عن أساليب وتقنيات وآليات عمل جديدة.
7	6	5	4	3	2	1	3. أسعى لإيجاد حلول جوهرية (أصيله) لمشكلات العمل.
7	6	5	4	3	2	1	4. أسعى لحشد الدعم للأفكار المبتكرة.

البند							1	2	3	4	5	6	7
							1	2	3	4	5	6	7
5. أسعى للحصول على الموافقة لتجسيد الأفكار المبتكرة على أرض الواقع.							1	2	3	4	5	6	7
6. أسعى إلى تحفيز الأشخاص المهمين في المؤسسة وجعلهم أكثر حماسة لتقبل الفكرة والموافقة عليها.							1	2	3	4	5	6	7
7. أسعى إلى تحويل الأفكار المبتكرة إلى تطبيقات مفيدة.							1	2	3	4	5	6	7
8. أسعى إلى إدخال ودمج الأفكار المبتكرة في بيئة العمل بطريقة منهجية.							1	2	3	4	5	6	7
9. أقوم بتقييم الفوائد والمنافع المرجوة من تطبيق الأفكار المبتكرة.							1	2	3	4	5	6	7

القسم الرابع: تصف العناصر التالية مشاركة المعرفة، يرجى توضيح إلى أي مدى توافق على البيان التالي عن طريق تدوير الرقم المناسب على مقياس التصنيف المقدم.: 7-موافق بشدة، 1-غير موافق بشدة.

C. مشاركة المعرفة

1. لدى جامعتي عمليات لنقل المعرفة التراكمية المؤسسية للموظفين.							1	2	3	4	5	6	7
2. لدى جامعتي عمليات لتوزيع ونشر المعرفة مع شركائنا.							1	2	3	4	5	6	7
3. لدى جامعتي نظام حوافز يكافئ الموظفين على مشاركة المعرفة.							1	2	3	4	5	6	7
4. لدى جامعتي عمليات لنشر المعرفة في جميع أنحاء البيئة المؤسسية.							1	2	3	4	5	6	7

القسم الخامس: تصف العناصر التالية عامل التشجيع على التعلم ، يرجى توضيح إلى أي مدى توافق على البيان غير موافق بشدة.1-موافق بشدة، 7- :اختيار الدرجة وفق المقياس التالي من خلال

7	←	1	البند
---	---	---	-------

D. التشجيع على التعلم

7	6	5	4	3	2	1	1. أنا متحمس/ متشجع لتعلم المهارات التي تم التأكيد عليها في وظيفتي.
7	6	5	4	3	2	1	2. سأحاول التعلم قدر المستطاع من وظيفتي.
7	6	5	4	3	2	1	3. أنا على استعداد لبذل جهد كبير في وظيفتي من أجل تحسين مهاراتي.
7	6	5	4	3	2	1	4. غالبًا ، أبحث عن فرص لتطوير مهارات ومعارف جديدة.

القسم السادس: تصف العناصر التالية نظام العمل عالي الأداء ، يرجى الإشارة إلى مدى موافقتك على البيان التالي من

غير موافق بشدة.1-موافق بشدة، 7- :خلال اختيار الدرجة وفق المقياس

E. نظام العمل عالي الأداء

7	6	5	4	3	2	1	1. يتم إشراك الموظفين والتشاور معهم فيما يتعلق بالتناوب (التدوير) الوظيفي.
7	6	5	4	3	2	1	2. يتم تمكين الموظفين لدينا من اتخاذ القرارات الخاصة بالعمل.
7	6	5	4	3	2	1	3. يتم تصميم و عرض الوظائف بما يتناسب مع مهارات وقدرات الموظفين الفردية.
7	6	5	4	3	2	1	4. يتم اختيار الموظفين وفق إجراءات شاملة تتضمن المقابلات والاختبارات وما إلى ذلك.

7	6	5	4	3	2	1	5. يتم التركيز عند اختيار الموظفين الجدد على قدرتهم في التعاون والعمل ضمن فريق.
7	6	5	4	3	2	1	6. تتضمن إجراءات التوظيف مراجعة طلبات العديد من المرشحين للوظيفة.
7	6	5	4	3	2	1	7. يركز الاختيار في التوظيف على اختيار أفضل مرشح يتمتع بمعارف ومهارات تتسجم مع وصف ومتطلبات الوظيفة.
7	6	5	4	3	2	1	8. يراعي الاختيار في التوظيف الترقيات من داخل المؤسسة.
7	6	5	4	3	2	1	9. يعطي الاختيار في التوظيف الأولوية للمتقدمين الذين لديهم القدرة على التعلم والتطور.
7	6	5	4	3	2	1	10. التدريب مستمر في المؤسسة.
7	6	5	4	3	2	1	11. برامج التدريب في المؤسسة شاملة.
7	6	5	4	3	2	1	12. تسعى برامج التدريب إلى تطوير المعرفة والمهارات الخاصة بعمل المؤسسة.
7	6	5	4	3	2	1	13. تركز برامج التدريب على بناء الخبرات أثناء العمل.
7	6	5	4	3	2	1	14. يعتمد نظام تقييم الأداء على نتائج موضوعية وقابلة للقياس الكمي.
7	6	5	4	3	2	1	15. يركز تقييم الأداء على الإدارة بالأهداف (مدى تحقق الأهداف المخطط لها) مع مراعاة الأهداف التشاركية.
7	6	5	4	3	2	1	16. تأخذ تقييمات الأداء بعين الاعتبار مدى مراعاة الموظفين للملاحظات على أدائهم وتطويرها.
7	6	5	4	3	2	1	17. تستند الحوافز على أداء الفريق.
7	6	5	4	3	2	1	18. تتضمن حزمة التعويضات مجموعة متنوعة من المزايا والفوائد الوظيفية.

7	6	5	4	3	2	1	تشمل التعويضات في المؤسسة الأجور المرتفعة.	19
7	6	5	4	3	2	1	يتم ربط نظام الحوافز والأجور بمهارات الموظفين.	20
7	6	5	4	3	2	1	يتم ربط التعويضات والعلاوات لدينا بأداء الموظفين.	21